



Flash Eurobarometer 447

Report

Perceived independence of the national justice systems in the EU among the general public

Fieldwork
January 2017
Publication
April 2017

Survey requested by the European Commission,
Directorate-General for Justice and Consumers
and co-ordinated by the Directorate-General for Communication

This document does not represent the point of view of the European Commission.
The interpretations and opinions contained in it are solely those of the authors.

Flash Eurobarometer 447 – TNS Political & Social



Flash Eurobarometer 447

Report

Perceived independence of the national justice systems in the EU among the general public

April 2017

Survey conducted by TNS political & social at the request of the European Commission,
Directorate-General for Justice and Consumers

Survey co-ordinated by the European Commission, Directorate-General for Communication
(DG COMM "Strategic Communication" Unit)

Project number	2017.2662
Project title	Flash Eurobarometer 447 - April 2017 “Perceived independence of the national justice systems in the EU among the general public” Report
Linguistic version	EN
Catalogue number	DS-04-17-291-EN-N
ISBN	978-92-79-66917-0 doi:10.2838/352968
© European Union, 2017	

<http://ec.europa.eu/COMFrontOffice/PublicOpinion>

TABLE OF CONTENTS

INTRODUCTION	2
EXECUTIVE SUMMARY	4
I.PERCIVED INDEPENDENCE OF COURTS AND JUDGES AMONG THE GENERAL PUBLIC	5
II.MAIN REASONS AMONG THE GENERAL PUBLIC FOR THE PERCEIVED INDEPENDENCE OF THE NATIONAL JUSTICE SYSTEMS	9
1 Positive assessments	9
2 Negative assessments	17
ANNEXES	
Technical specifications	
Questionnaire	
Tables	

INTRODUCTION

This Flash Eurobarometer survey was commissioned by the European Commission's Directorate-General for Justice and Consumers. It was designed to explore respondents' perceptions about the independence of the judiciary across EU Member States, and follows on from a previous survey in 2016¹.

The results feed into the EU Justice Scoreboard², which provides an overview of the quality, independence and efficiency of EU Member States' justice systems. The Justice Scoreboard also aims to assist Member States to achieve more effective justice systems, which contributes to economic growth in the EU.

The survey particularly explores:

- respondents' perceptions of the independence of the courts and judges in their country
- the reasons for these perceptions

In addition to discussing the results at an EU, country and socio-demographic level, trends since the last survey are also presented.

Between the 25th and 26th January 2017, 26,565 respondents from different social and demographic groups were interviewed via telephone (mobile and fixed line) in their mother tongue on behalf of Directorate General for Justice and Consumers. The methodology used is that of Eurobarometer surveys as carried out by the Directorate-General for Communication ("Strategic Communication" Unit)³. A technical note on the manner in which interviews were conducted by the Institutes within the TNS Political & Social network is annexed to this report. Also included are the interview methods and confidence intervals⁴.

¹ <http://ec.europa.eu/COMMFrontOffice/publicopinion/index.cfm/Survey/getSurveyDetail/instruments/FLASH/surveyKy/2116>

² http://ec.europa.eu/justice/effective-justice/scoreboard/index_en.htm

³ <http://ec.europa.eu/COMMFrontOffice/PublicOpinion/>

⁴ The results tables are included in the annex. It should be noted that the total of the percentages in the tables of this report may exceed 100% when the respondent was able to give several answers to the question.

Note: In this report, countries are referred to by their official abbreviation. The abbreviations used in this report correspond to:

Belgium	BE	Latvia	LV
Bulgaria	BG	Luxembourg	LU
Czech Republic	CZ	Hungary	HU
Denmark	DK	Malta	MT
Germany	DE	The Netherlands	NL
Estonia	EE	Austria	AT
Greece	EL	Poland	PL
Spain	ES	Portugal	PT
France	FR	Romania	RO
Croatia	HR	Slovenia	SI
Ireland	IE	Slovakia	SK
Italy	IT	Finland	FI
Republic of Cyprus	CY *	Sweden	SE
Lithuania	LT	United Kingdom	UK

* Cyprus as a whole is one of the 28 European Union Member States. However, the 'acquis communautaire' has been suspended in the part of the country, which is not controlled by the government of the Republic of Cyprus. For practical reasons, only the interviews carried out in the part of the country controlled by the government of the Republic of Cyprus are included in the 'CY' category and in the EU28 average.

*We wish to thank the people throughout the European Union
who have given their time to take part in this survey.*

Without their active participation, this study would not have been possible.

EXECUTIVE SUMMARY

More than half rate the independence of the courts and judges in their country as good

- The majority of respondents think their justice system, in terms of the independence of courts and judges, is good (55%) – a three-point increase since 2016. Just over one-third (34%) say it is bad – a decrease of two points.
 - In 17 Member States at least half of all respondents rate their justice system – in terms of the independence of courts and judges – as good.
 - Respondents in Portugal (+10 percentage points), Germany (+9 pp), Latvia and Italy (both +7pp) are now more likely to rate the independence of their courts and judges as good than they were in 2016.

The status and position of judges is the most common reason for respondents' rating the independence of their justice system as good, while interference or pressure from government and politicians is the most likely reason for a bad rating

- Respondents who perceive the independence as good are most likely to rate the independence of their justice system this way due to the status and position of judges sufficiently guaranteeing their independence (78%, +4 pp since 2016). More than six in ten (63%) mention the lack of interference or pressure from economic or other specific interests (+3 pp) and 62% mention the absence of interference or pressure from government and politicians.
- Respondents who perceive the independence as bad are most likely to rate the independence of their justice system this way because of interference or pressure from government and politicians (74%, +2 pp since 2016) or due to interference or pressure from economic or other specific interests (72%, +3 pp). More than half say the fact that the status and position of judges does not sufficiently guarantee their independence (57%, +1 pp) explains their rating.

I. PERCEIVED INDEPENDENCE OF COURTS AND JUDGES AMONG THE GENERAL PUBLIC

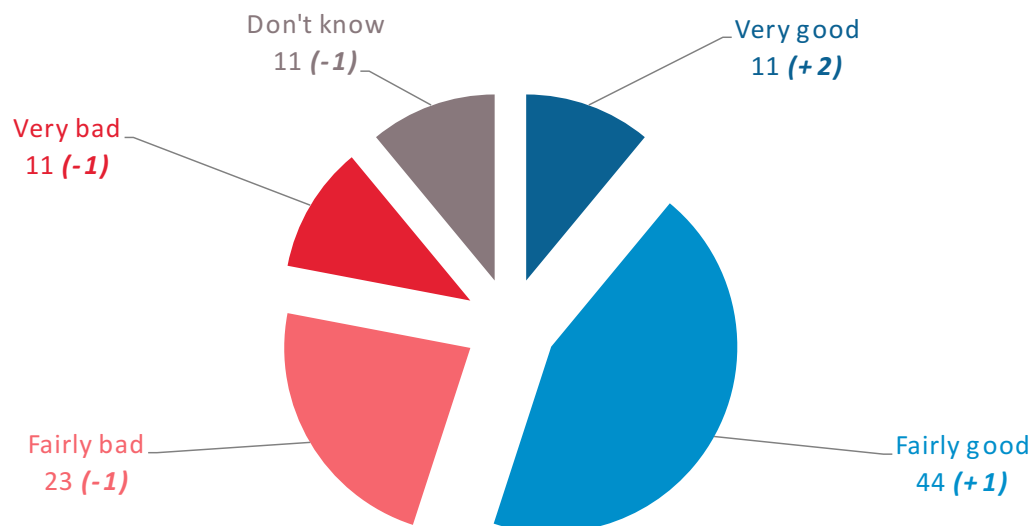
This section of the report considers respondents' perceptions of the general independence of the justice system in their country.

More than half rate the independence of the courts and judges in their country as good

The majority of respondents think their justice system, in terms of the independence of courts and judges, is good (55%)⁵. More than one in ten thinks it is **very good** (11%), while 44% consider it **fairly good**. Just over one-third rate the justice system in their country as bad: 23% consider it **fairly bad**, and 11% say it is **very bad**.

Since 2016, respondents have become more positive about their justice system, with a two percentage point decline in those rating it as bad, and a three-point increase in those rating it as good.

- Q1** From what you know, how would you rate the justice system in (OUR COUNTRY) in terms of the independence of courts and judges? Would you say it is very good, fairly good, fairly bad or very bad?
(% - EU)



(January 2017 - February 2016)

Base: All Respondents (N=26,565)

⁵ Q1 From what you know, how would you rate the justice system in (OUR COUNTRY) in terms of the independence of courts and judges? Would you say it is very good, fairly good, fairly bad or very bad?

In 17 Member States at least half of all respondents rate their justice system – in terms of the independence of courts and judges – as **good**, with those in Denmark (86%), Finland (81%), Germany and Austria (both 78%) the most likely to do so. In contrast, 23% in Slovakia, 26% in Bulgaria and 31% in Spain say the same.

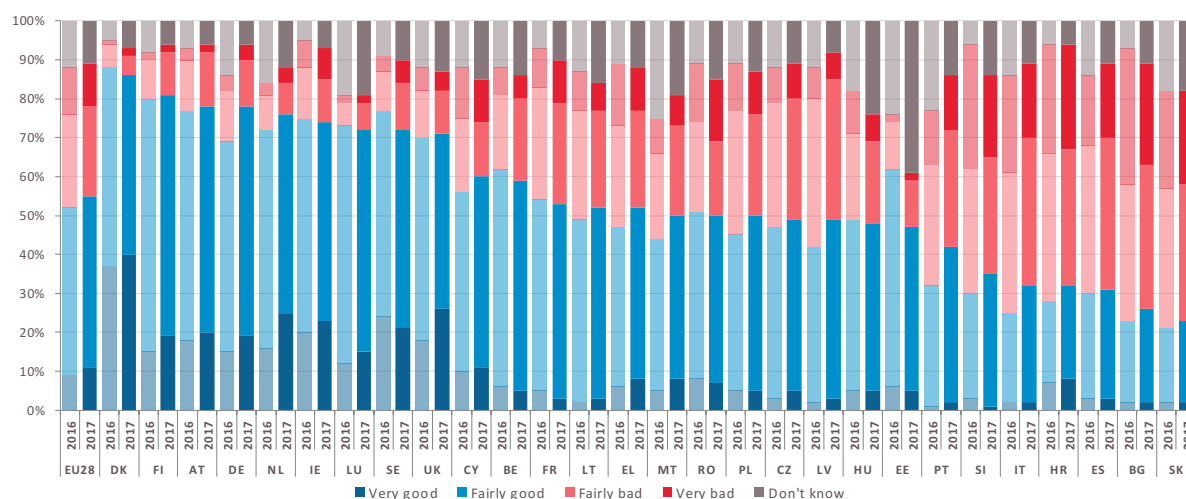
There are six countries where the majority of respondents rate the justice system in their country as **bad**: Bulgaria (63%), Croatia (62%), Slovakia (59%), Spain (58%), Italy (57%) and Slovenia (51%).

Looking at the results in more detail shows only 10 countries where at least one in ten respondents rate their justice system as **very good**, with Denmark (40%), the United Kingdom (26%) and the Netherlands (25%) the only countries where at least one quarter think this way. At least one in five respondents in each Member State rate their justice system – in terms of the independence of courts and judges – as **fairly good**, with those in Finland (62%), Germany (59%) and Austria (58%) the most likely to say this.

In 16 countries at least one in five rate their justice system as **fairly bad**, with respondents in Spain (39%), Italy (38%) and Bulgaria (37%) the most likely to do so. Denmark (5%), Luxembourg (7%) and the Netherlands (8%) are the only countries where fewer than one in ten thinks this way. In Croatia (27%), Bulgaria (26%), Slovakia (24%) and Slovenia (21%) at least one in five respondents say that in terms of the independence of courts and judges their justice system is **very bad**. This compares to just 2% in Denmark, Luxembourg, Finland, Estonia and Austria.

It is also worth noting that the proportion who says they do not know is very high in some countries, particularly Estonia (39%) and Hungary (24%).

Q1 From what you know, how would you rate the justice system in (OUR COUNTRY) in terms of the independence of courts and judges? Would you say it is very good, fairly good, fairly bad or very bad? (%)



Base: All Respondents (N=26,565)

At an overall EU level, the proportion who rates their justice system – in terms of the independence of courts and judges – as **good** has increased by three percentage points since 2016, but in some countries, there have been larger changes.

Respondents in Portugal (+10 pp), Germany (+9 pp), Latvia and Italy (both +7pp) are now more likely to rate the independence of their courts and judges as good, while those in Estonia are now much less likely to do so (-15 pp). In the case of Estonia, this is partly due to a large increase in the proportion who says they do not know (+15 pp).

In Slovenia (-13 pp), Poland, Cyprus and Bulgaria (all -7 pp), respondents are now less likely than they were in 2016 to rate their justice system as **bad**. Sweden (+4 pp) is the only country where the proportion who rate this as bad has increased by more than two points.

The more detailed country trends since 2016 show the largest movements are in a positive direction. Highlights include:

- Respondents in Bulgaria are less likely to rate their justice system, in terms of the independence of courts and judges, as **very bad** (-9 pp).
- Respondents in Italy are less likely to rate their justice system as **very bad** (-6 pp) and more likely to rate it as **fairly good** (+7 pp).
- Respondents in Latvia (+6 pp) and Portugal (+9 pp) are more likely to rate this as **fairly good**.
- There has been a nine-point increase in the proportion in the Netherlands who rate their justice system as **very good**.
- Respondents in Slovenia are less likely to rate the independence of their justice system as **very bad** (-11 pp) and more likely to rate it as **fairly good** (+7 pp).
- Respondents in the UK have also become more positive, with an eight-point increase in those who rate the system as **very good**, and a seven-point decrease in those who say it is **fairly good**.

The **socio-demographic analysis** shows no notable differences between genders.

The older the respondent, the less likely they are to rate their justice system, in terms of the independence of courts and judges, as good. For example, 64% of the youngest respondents say it is good, compared to 52% of those aged 55+. Overall, however, the majority in each age group rate the justice system as good.

The longer a respondent remained in education, the more likely they are to rate the justice system as good: 38% of those with the lowest education levels do so, compared to 60% of those with the highest levels. In fact, those who finished schooling aged 15 or younger are most likely to give their justice system a bad rating (42%). In contrast, the majority of those who completed schooling aged 16 or older rate their system as good.

Although the majority of respondents in each occupation group rate the justice system, in terms of the independence of courts and judges, as good, employees (61%) and the self-employed (57%) are the most likely to do so.

Finally, respondents who have been involved in a dispute that has gone to court are evenly split between those who rate their system as good (48%) or bad (48%). In contrast, the majority of those who have not been to court say the independence is good (56%).

Q1 From what you know, how would you rate the justice system in (OUR COUNTRY) in terms of the independence of courts and judges? Would you say it is very good, fairly good, fairly bad or very bad? (% EU)

	Total 'Good'	Total 'Bad'	Don't know
EU28	55	34	11
 Age			
15-24	64	25	11
25-39	57	34	9
40-54	55	36	9
55 +	52	35	13
 Education (End of)			
15-	38	42	20
16-19	54	36	10
20+	60	32	8
Still studying	62	26	12
 Respondent occupation scale			
Self-employed	57	34	9
Employee	61	30	9
Manual workers	50	40	10
Not working	52	35	13
 Involved in dispute which went to court			
Yes	48	48	4
No	56	33	11

Base: All Respondents (N=26,565)

II. MAIN REASONS AMONG THE GENERAL PUBLIC FOR THE PERCEIVED INDEPENDENCE OF THE NATIONAL JUSTICE SYSTEMS

This chapter explores more detailed reasons why respondents rate the independence of the courts and judges of their justice system the way they do. The reasons for positive and negative assessments will be considered separately.

1 Positive assessments

The status and position of judges is the most mentioned reason for respondents rating the independence of their justice system as good

Respondents who rated the justice system in their country positively – in terms of the independence of courts and judges – were asked the extent to which the status of judges, a lack of interference or pressure from governments or politicians or from economic or special interests explained their good rating⁶.

More than three quarters say the fact that the **status and position of judges sufficiently guarantee their independence** explains why they rate the independence of their justice system as good (78%), with almost one third (32%) saying this ‘very much’ explains their rating.

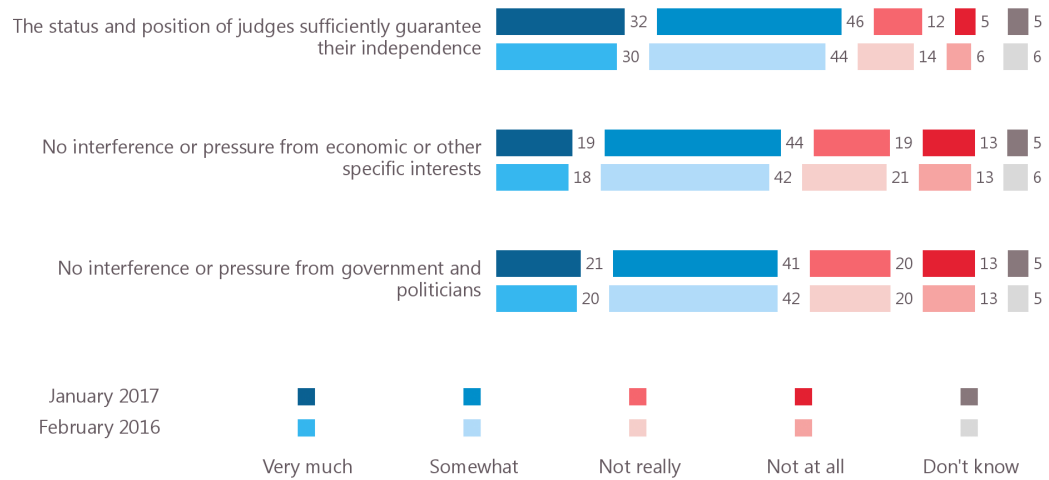
Almost two thirds say the **lack of interference or pressure from economic or other specific interests** explains why they rate the independence of their justice system as good (63%). Almost one in five (19%) say this ‘very much’ explains their rating, while 44% say it ‘somewhat’ explains it.

Finally, a similar number (62%) say the **absence of interference or pressure from government and politicians** explains their good rating, with 21% saying this ‘very much’ explains it, and 41% that it ‘somewhat’ explains it.

Compared to 2016, respondents are now more likely to say the fact that the **status and position of judges sufficiently guarantee their independence** (+4 pp), or the **lack of interference or pressure from economic or other specific interests** (+3 pp) explain why they rate their justice system as good.

⁶ Q2b Could you tell me to what extent each of the following reasons explains your rating of the independence of the justice system in (OUR COUNTRY) 2b.1 No interference or pressure from government and politicians; 2b.2 No interference or pressure from economic or other specific interests; 2b.3 The status and position of judges sufficiently guarantee their independence.

Q2b Could you tell me to what extent each of the following reasons explains your rating of the independence of the justice system in (OUR COUNTRY):
(% - EU)



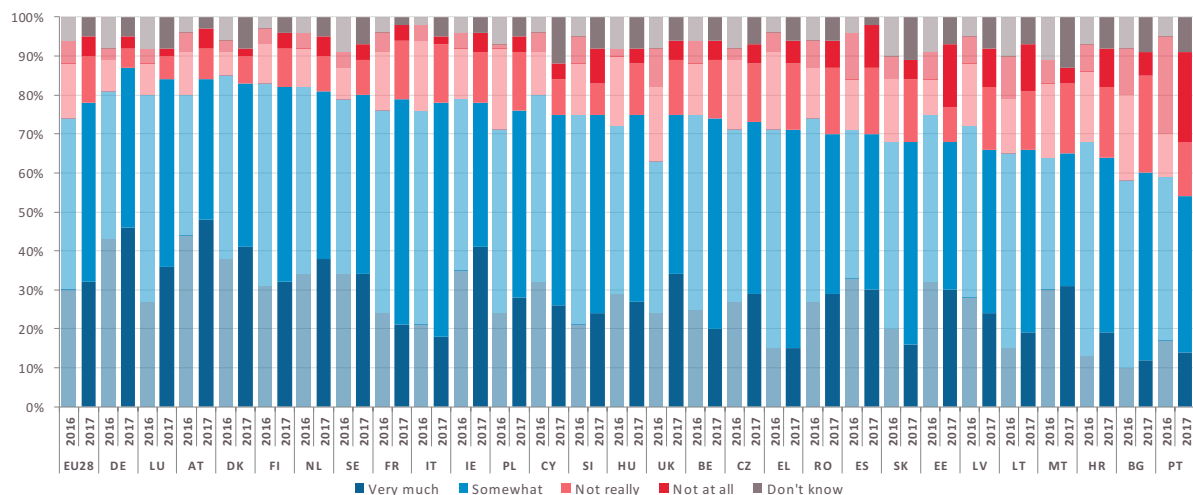
Base: Respondents rating the independence of justice in their national justice system as good (N=14,746)

In all 28 Member States, the majority of respondents who rated their justice system in their country as good say the fact that the **status and position of judges sufficiently guarantee their independence** explains their rating. Proportions range from 87% in Germany, and 84% in Luxembourg and Austria to 54% in Portugal, 60% in Bulgaria and 64% in Croatia.

Respondents in Austria (48%), Germany (46%), Denmark and Ireland (both 41%) are the most likely to say this reason **very much** explains their good rating, while those in Bulgaria (12%), Portugal (14%) and Greece (15%) are the least likely to do so. In seven countries at least half of all respondents say this **somewhat** explains their good rating, with those in Italy (60%), France (58%) and Greece (56%) the most likely to say this. This compares to 34% of respondents in Malta, 36% in Austria and 37% in Ireland.

Bulgaria is the only country where at least one in five says the status and position of judges guaranteeing their independence does **not really** explain their rating (25%), although 18% in Croatia and Malta say the same. In contrast, 5% in Germany, 6% in Luxembourg and 7% in Denmark say this. Finally, respondents in Portugal are the most likely to say this reason **does not explain their rating at all** (23%).

Q2b.3 Could you tell me to what extent each of the following reasons explains your rating of the independence of the justice system in (OUR COUNTRY):
The status and position of judges sufficiently guarantee their independence (%)



Base: Respondents rating the independence of justice in their national justice system as good (N=14,746)

Since 2016, the proportion of respondents who say the fact that the **status and position of judges sufficiently guarantee their independence** explains their good rating has increased by four points at an overall EU level. However, in some countries there have been larger changes. For instance, respondents in the UK (+12 pp), Germany (+6 pp) and Poland (+5 pp) are now more likely to say this reason explains their good rating, while those in Estonia (-7 pp), Latvia (-6 pp) and Portugal (-5 pp) are now less likely to say this.

The more detailed country trends since 2016 show:

- Respondents in the UK (+10 pp), Luxembourg (+9 pp), Croatia and Ireland (both +6 pp) are now more likely to say the status and position of judges sufficiently guarantees their independence **very much** explains their good rating.
- Respondents in Cyprus (-6 pp) and Belgium (-5 pp) are now less likely to say this reason **very much** explains their good rating of the national justice system.

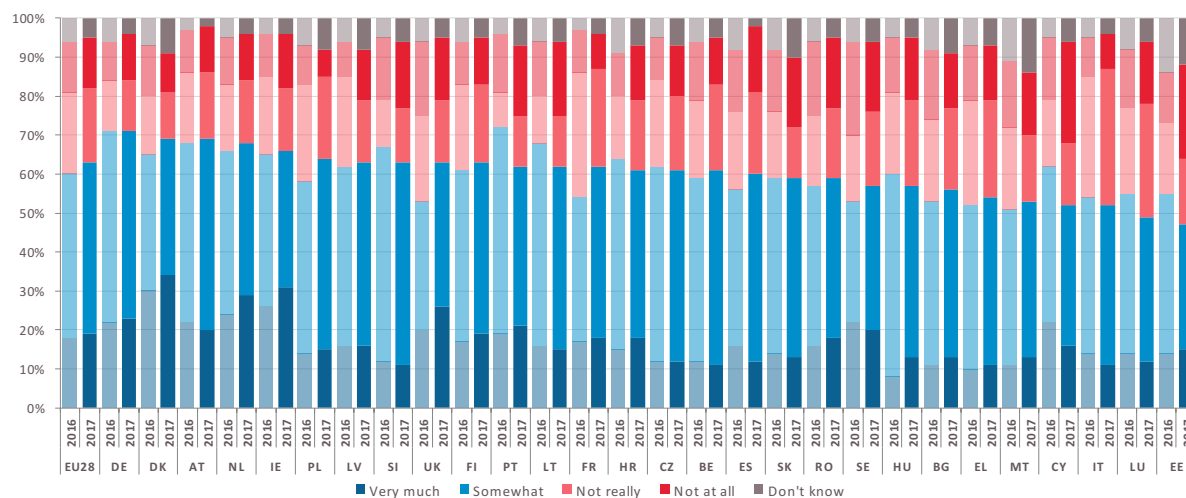
- Respondents in Hungary are now more likely to say this **somewhat** explains their rating (+5 pp) and less likely to say it **does not really explain it** (-5 pp).
- Respondents in Bulgaria (-6 pp) and the UK (-5 pp) are now less likely to say this **does not explain their rating at all**.

In all but two Member States, the majority of respondents who rated the independence of the justice system in their country as good say **a lack of interference or pressure from economic or other specific interests** explains why they gave this rating. Respondents in Germany (71%), Denmark and Austria (both 69%) are the most likely to say this. The exceptions are Estonia (47%) and Luxembourg (49%), although in both cases this still represents almost half of all respondents.

Respondents in Denmark (34%), Ireland (31%) and the Netherlands (29%) are the most likely to say this reason **very much** explains their good rating, while those in Italy, Greece, Belgium and Slovenia (all 11%) are the least likely to do so. Slovenia (52%) and Belgium (50%) are the only countries where at least half say a lack of interference or pressure from economic or other specific interests **somewhat** explains their good rating. This compares to 32% in Estonia and 35% in Denmark and Ireland.

Respondents in Italy (35%), Luxembourg (29%), France and Greece (both 25%) are the most likely to say this reason does **not really** explain their rating, particularly compared to those in Denmark (12%). Cyprus (26%) and Estonia (24%) are the only countries where at least one in five says a lack of interference or pressure from economic or other specific interests **does not explain their rating at all**. In contrast, 7% in Portugal and 9% in Italy and France say the same.

Q2b.2 Could you tell me to what extent each of the following reasons explains your rating of the independence of the justice system in (OUR COUNTRY):
No interference or pressure from economic or other specific interests (%)



Base: Respondents rating the independence of justice in their national justice system as good (N=14,746)

Since 2016, respondents have become slightly more likely to say a lack of interference or pressure from economic or other specific interests explains their **good** rating of their national justice system (+3 pp at EU level). Once again, there have been larger changes at a country level, with respondents in the United Kingdom (+10 pp), France (+8 pp) and Poland (+6 pp) more likely to say this reason explains why they say their national justice system is good. Conversely, those in Portugal, Cyprus (both -10 pp), Estonia (-8 pp), Lithuania and Luxembourg (both -6pp) are now less likely to say this reason explains their rating.

Highlights from the more detailed country trend analysis include:

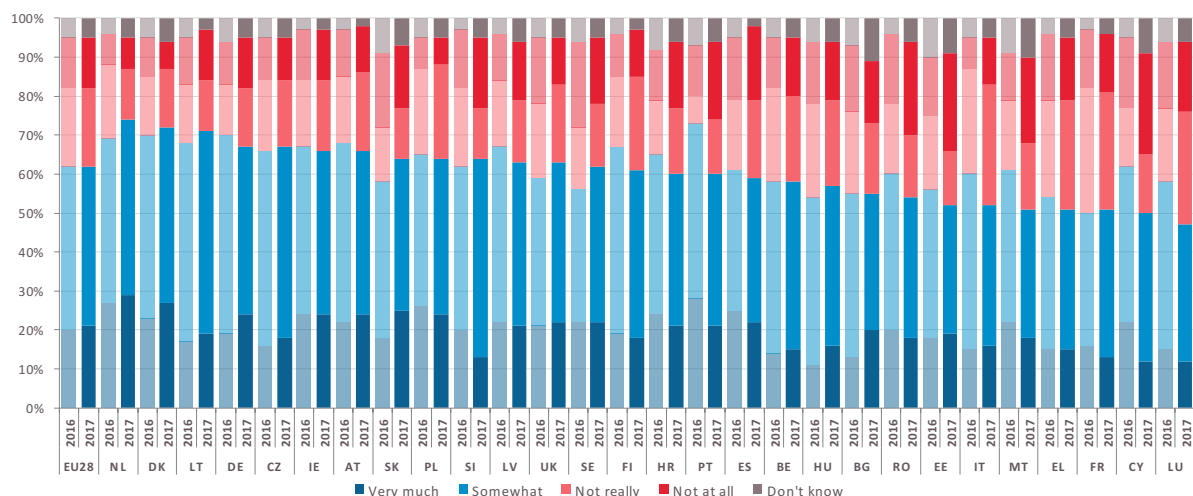
- Respondents in Estonia are less likely to say a lack of interference or pressure from economic or other specific interests **somewhat** explains their good rating (-9 pp) and are more likely to say it **does not explain their rating at all** (+11 pp). A similar pattern occurs in Cyprus.
- Those in France are less likely to say this does **not really** explain their rating (-7 pp), and more likely to say it **somewhat** explains it (+7 pp).
- Those in the UK have become more inclined to say a lack of interference or pressure from economic or other specific interests explains their rating, with a six-point decline in the proportion who says it does **not really** explain it, and a six-point increase in those who say it **very much** explains it.
- Respondents in Portugal, on the other hand, have become less positive, with a twelve-point decline in those who say this **somewhat** explains their rating, and increases in the proportions who say **not really** (+4 pp) or **not at all** (+3 pp).

Amongst respondents who rated the justice system in their country as good, the majority in all but one Member State say **a lack of interference or pressure from government and politicians** explains why they gave this rating. At least seven in ten in the Netherlands (74%), Denmark (72%) and Lithuania (71%) say this, compared to 47% in Luxembourg, 50% in Cyprus and 51% in Malta, France and Greece.

Looking at the results in more detail shows that respondents the Netherlands (29%), Denmark (27%) and Slovakia (25%) are the most likely to say this reason **very much** explains their good rating, while those in Cyprus and Luxembourg are the least likely to do so (both 12%). At least one third in each country say a lack of interference or pressure from government and politicians **somewhat** explains their good rating, ranging from 52% in Lithuania, 51% in Slovenia and 49% in the Czech Republic, to 33% in Malta and Estonia.

Respondents in Italy (31%), France (30%) and Luxembourg (29%) are the most likely to say this reason does **not really** explain their rating, while those in Slovakia, the Netherlands, Slovenia and Lithuania are the least likely to do so (all 13%). Finally, those in Cyprus (26%), Estonia (25%) and Romania (24%) are the most likely to say this **does not explain their rating at all**, particularly compared to respondents in Poland and Denmark (both 7%).

Q2b.1 Could you tell me to what extent each of the following reasons explains your rating of the independence of the justice system in (OUR COUNTRY):
No interference or pressure from government and politicians (%)



Base: Respondents rating the independence of justice in their national justice system as good (N=14,746)

Compared to 2016, there has been no change at an EU level in the proportion who says **a lack of interference or pressure from government and politicians** explains why they gave their national justice system a good rating. However, there have been notable changes in opinion within countries, and most of these have been negative: respondents in Portugal (-13 pp), Cyprus (-12 pp), Luxembourg (-11 pp), Malta (-10 pp), Italy (-8 pp), Finland, Romania (both -6 pp) and Croatia (-5 pp) are all less likely to say this than they were in 2016. The most notable positive changes can be observed in Slovakia and Sweden (both +6 pp).

Highlights from the more detailed country trend analysis include:

- Respondents in Bulgaria are more definite that a lack of interference or pressure from government and politicians explains why they gave their national justice system a good rating: the proportion saying **somewhat** dropped seven points, while the proportion saying **very much** increased seven points. A similar pattern can be observed in Germany and Slovakia.
- Respondents in Sweden have become more positive, with a six-point increase in those saying this reason **somewhat** explains their rating, and a five-point decline in those who say it **does not explain their rating at all**.
- Those in Estonia, on the other hand, became more negative, with a five-point decline in those saying **somewhat**, a five-point decline in those saying **not really**, and a ten-point increase in those saying this reason **did not explain their rating at all**. A similar pattern occurs in Malta.
- Respondents in Cyprus are less likely to say this **very much** explains their rating (-10 pp), while those in Italy are less likely to say this **somewhat** explains their rating (-9 pp).
- Respondents in Luxembourg are less likely to say this **somewhat** explains their rating (-8 pp) and more likely to say it does **not really** explain it (+10 pp). A similar pattern occurs in Finland.
- In Portugal, respondents are less likely to say this reason **very much** (-7 pp) or **somewhat** (-6 pp) explains their rating, and are more likely to say it does **not really** explain it, or **does not explain it at all** (both +7 pp).

The **socio-demographic analysis** shows no differences based on gender, but it does highlight the following:

- Those aged 25-54 (64%-65%) are the most likely to say the **absence of interference or pressure from government and politicians** explains why they rate their justice system as good (compared to 58%-59% of other age groups).
- The longer a respondent remained in education, the more likely they are to say each reason explains why they say their justice system has good independence. For example, 67% of those with the lowest education levels say the fact that the **status and position of judges sufficiently guarantee their independence** explains why they rate the independence of their justice system as good, compared to 83% of those with the highest education levels.
- Employees and the self-employed are the most likely to say each of these reasons explains why they say their justice system has good independence. For instance, 66% of employees and 67% of the self-employed say the **absence of interference or pressure from government and politicians** explains why they say their justice system has good independence, compared to 58% of manual workers and 57% of those who are not working.

Q2b Could you tell me to what extent each of the following reasons explains your rating of the independence of the justice system in (OUR COUNTRY): (% - EU)

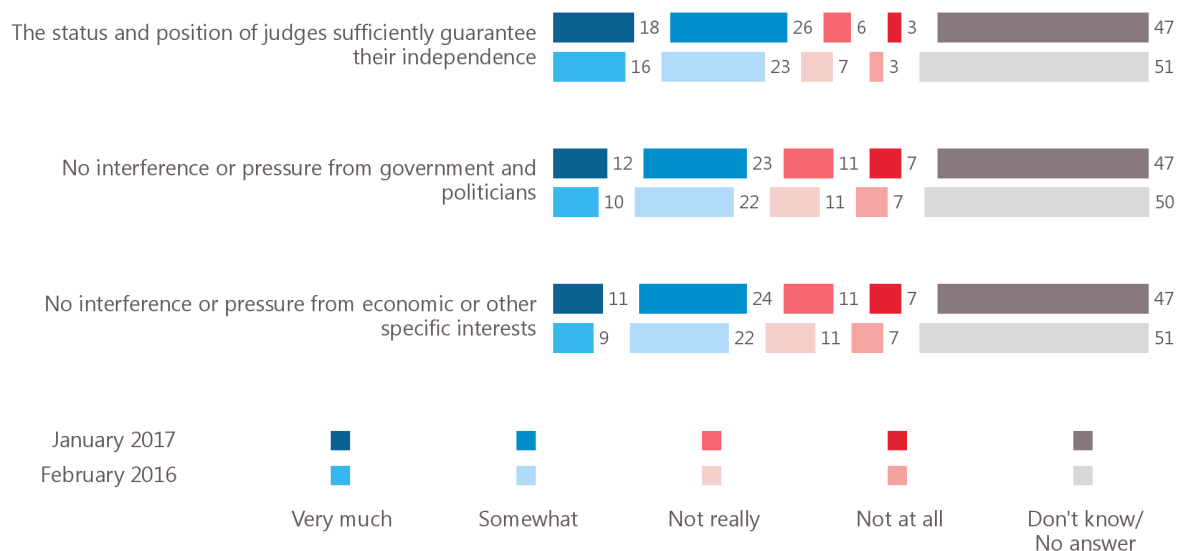
	No interference or pressure from government and politicians			No interference or pressure from economic or other specific interests			The status and position of judges sufficiently guarantee their independence		
	Total 'Explains'	Total 'Doesn't explain'	Don't know	Total 'Explains'	Total 'Doesn't explain'	Don't know	Total 'Explains'	Total 'Doesn't explain'	Don't know
EU28	62	33	5	63	32	5	78	17	5
Age									
15-24	58	38	4	65	33	2	79	18	3
25-39	64	33	3	64	32	4	79	18	3
40-54	65	32	3	66	31	3	81	15	4
55 +	59	34	7	61	31	8	76	16	8
Education (End of)									
15-	49	42	9	54	37	9	67	24	9
16-19	59	35	6	60	35	5	75	19	6
20+	66	31	3	68	28	4	83	13	4
Still studying	60	36	4	67	30	3	80	17	3
Respondent occupation scale									
Self-employed	67	30	3	65	31	4	81	15	4
Employee	66	31	3	67	30	3	83	14	3
Manual workers	58	39	3	61	33	6	73	22	5
Not working	57	36	7	60	33	7	75	18	7

Base: Respondents rating the independence of justice in their national justice system as good (N=14,746)

The chart below represents the results of this question re-analysed using the responses of all respondents. More than four in ten say the fact that the **status and position of judges sufficiently guarantee their independence** explains why they rate the independence of their justice system as good (44%). Just over one third say the **lack of interference or pressure from government and politicians** (35%) or from **economic or other specific interests** (35%) explains why they think the independence of their justice system is good.

Compared to 2016, respondents are now more likely to say the **status and position of judges** (+5 pp), the **lack of interference or pressure from economic or other specific interests** (+4 pp) or from **government and politicians** (+3 pp) explains why they rate the independence of their justice system as good.

Q2bT Could you tell me to what extent each of the following reasons explains your rating of the independence of the justice system in (OUR COUNTRY):
(% - EU)



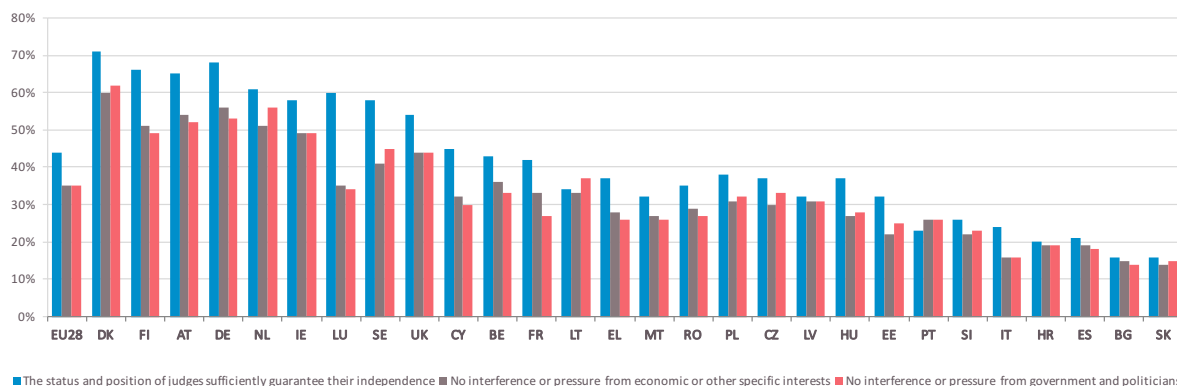
Base: All Respondents (N=26,565)

The country results, recalculated on the full national sample, show respondents in Denmark (71%), Germany (68%) and Finland (66%) are the most likely to say **the status and position of judges sufficiently guaranteeing their independence** explains why they rate the independence of their justice system as good. At the other end of the scale, 16% in Bulgaria and Slovakia say the same.

Denmark (62%), the Netherlands (56%), Germany (53%) and Austria (52%) are the only countries where at least half of all respondents say the **absence of interference or pressure from government and politicians** explains why they think the independence of their justice system is good. In contrast, 14% in Bulgaria, 15% in Slovakia and 16% in Italy say the same.

There are five Member States where the majority say the **lack of interference or pressure from economic or other specific interests** explains why they rate the independence of their justice system as good: Denmark (60%), Germany (56%), Austria (54%), the Netherlands and Finland (both 51%). This compares to 14% in Slovakia, 15% in Bulgaria and 16% in Italy.

Q2bT Could you tell me to what extent each of the following reasons explains your rating of the independence of the justice system in (OUR COUNTRY): (% - TOTAL 'EXPLAINS')



Base: All Respondents (N=26,565)

2 Negative assessments

Interference or pressure from governments and politicians, or economic or other specific interests are the most mentioned reason for respondents' rating the independence of their justice system as bad

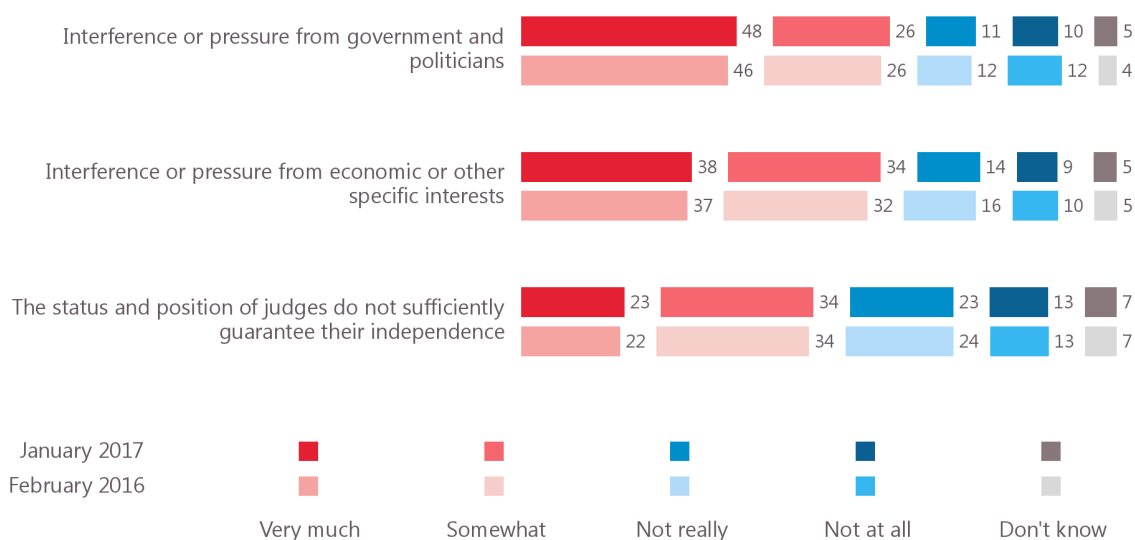
Respondents who rated the independence of the justice system in their country as bad were asked the extent to which the status of judges, or interference or pressure from governments or politicians or from economic or special interests explained their rating⁷.

Almost three quarters of these respondents (74%) say **interference or pressure from government and politicians** explains why they rate the independence of the justice system in their country as bad. In fact, almost half say this 'very much' explains their rating (48%). Almost as many (72%) say **interference or pressure from economic or other specific interests** explains their rating, with 38% saying this 'very much' explains their rating.

Almost six in ten say the fact that **the status and position of judges does not sufficiently guarantee their independence** is the reason for their poor rating of their national justice system (57%), with almost one quarter (23%) saying this 'very much' explains their rating.

Compared to 2016, respondents are now slightly more likely to say **interference or pressure from economic or other specific interests** (+3 pp), **interference or pressure from government and politicians** (+2 pp), or the **status and position of judges does not sufficiently guarantee their independence** (+1 pp), explains why they rate the independence of their national justice system as bad.

Q2a Could you tell me to what extent each of the following reasons explains your rating of the independence of the justice system in (OUR COUNTRY):
(% - EU)



Base: Respondents rating the independence of justice in their national justice system as bad (N=8,928)

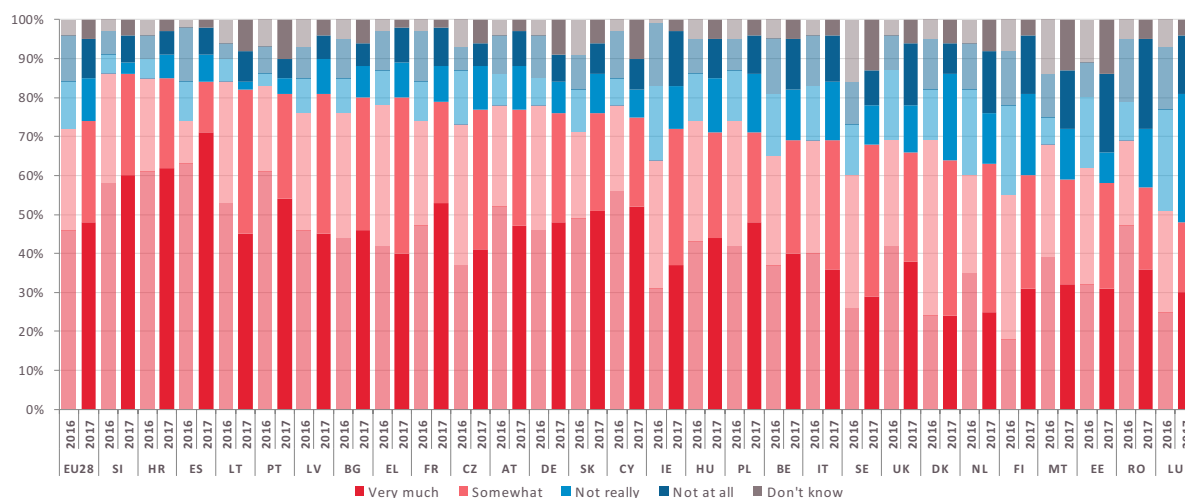
⁷ Q2a Could you tell me to what extent each of the following reasons explains your rating of the independence of the justice system in (OUR COUNTRY) 2a.1 Interference or pressure from government and politicians; 2a.2 Interference or pressure from economic or other specific interests; 2a.3 The status and position of judges does not sufficiently guarantee their independence.

In all but one Member State, the majority of this group of respondents⁸ say **interference or pressure from government and politicians** explains why they think the independence of their national justice system is bad. Those in Slovenia (86%), Croatia (85%) and Spain (84%) are the most likely to say this, particularly compared to respondents in Luxembourg (48%), Romania (57%) and Estonia (58%).

At least six in ten respondents in Spain (71%), Croatia (62%) and Slovenia (60%) say this reason **very much** explains their rating. In contrast, 24% in Denmark, 25% in the Netherlands and 29% in Sweden say the same. Respondents in Greece, Denmark (both 40%) and Sweden (39%) are the most likely to say this reason **somewhat** explains their bad rating, while those in Spain (13%), Luxembourg (18%) and Romania (21%) are the least likely to say this.

Luxembourg (33%), Denmark (22%) and Finland (21%) are the only countries where at least one in five say interference or pressure from government and politicians does **not really** explain their bad rating of the independence of their justice system. At the other end of the scale 2% in Lithuania, 3% in Slovenia and 4% in Portugal say the same. Finally, respondents in Romania (23%) and Estonia (20%) are the most likely to say this reason **does not explain their bad rating at all**, while those in Portugal are the least likely to say this (5%).

Q2a.1 Could you tell me to what extent each of the following reasons explains your rating of the independence of the justice system in (OUR COUNTRY):
Interference or pressure from government and politicians (%)



Base: Respondents rating the independence of justice in their national justice system as bad (N=8,928)

Across the EU, there has been a two-point increase since 2016 in the proportion who say interference or pressure from government and politicians explains why they gave the independence of their national justice system a bad rating. However, at a country level there have been some larger changes. Respondents in Spain (+10 pp), Sweden and Ireland (both +8 pp) are all more likely to say this reason explains their rating than they were in 2016. In contrast, those in Romania (-12 pp) and Malta (-9 pp) are less likely to say this.

Highlights from the more detailed country trend analysis include:

- Respondents in Finland are now more likely to say interference or pressure from government and politicians **very much** explains their bad rating (+13 pp), and are less likely to say this reason **somewhat** explains it (-8 pp). A similar pattern occurs in Poland.

⁸ Those who rate their national justice system, in terms of the independence of courts and judges, as bad

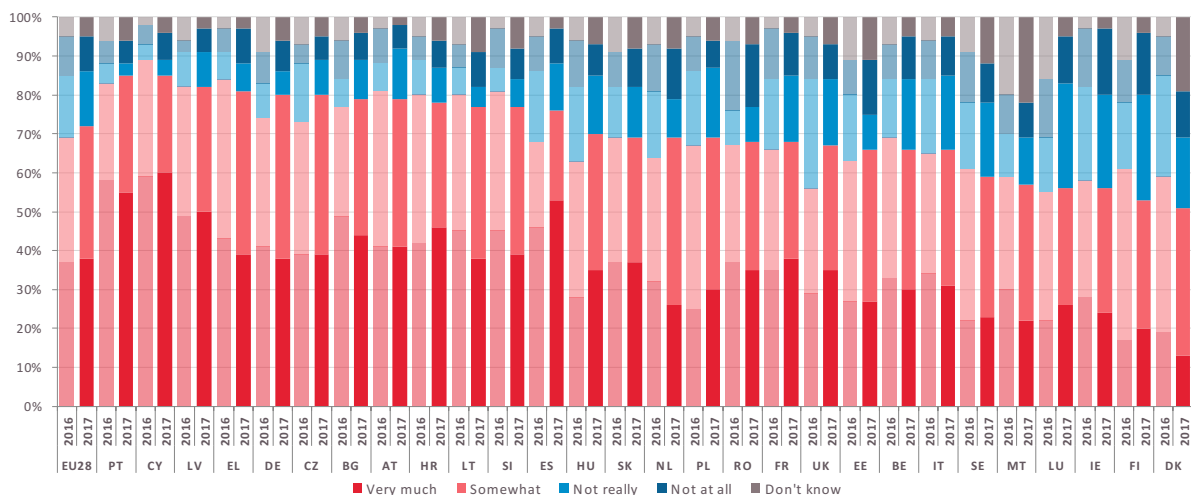
- Respondents in Spain are less likely to say this **does not at all** (-7 pp) or does **not really** (-3 pp) explain their rating, and are more likely to say it **very much** explains it (+8 pp). A similar pattern occurs in Ireland.
- Those in the Netherlands are less likely to say this **very much** (-10 pp) or does **not really** (-9 pp) explain their rating, and are more likely to say it **somewhat** explains it (+13 pp). A similar pattern occurs in Lithuania.
- The reverse is true in the UK, where respondents are now less likely to say this does **not really** explain their rating (-6 pp), and more likely to say it **does not explain it at all** (+7 pp). In a similar vein those in Malta are less likely to say this **very much** (-7 pp) explains their rating, and more likely to say it does **not really** explain it (+6 pp).
- In Romania, respondents are much less likely to say this **very much** explains their rating (-11 pp), and are more likely to say it does **not really** explain it (+5 pp) or does **not explain it at all** (+7 pp).
- In Denmark respondents are now more likely to say this reason does **not really** explain why they think the independence of their national justice system is bad (+9 pp).

The majority of this group of respondents in each Member State says **interference or pressure from economic or other specific interests** explains their bad rating of their national justice system. Proportions range from 85% in Cyprus and Portugal and 82% in Latvia, to 51% in Denmark, 53% in Finland and 56% in Ireland and Luxembourg.

There are only four Member States where at least half say this reason **very much** explains their rating: Cyprus (60%), Portugal (55%), Spain (53%) and Latvia (50%). Denmark is the only country where fewer than one in five says this (13%). More than one in five in each country say this reason **somewhat** explains their bad rating, ranging from 43% of respondents in the Netherlands and 42% in Greece and Germany, to 23% in Spain and 25% in Cyprus.

Finland, Luxembourg (both 27%) and Ireland (24%) are the only countries where at least one in five says interference or pressure from economic or other specific interests does **not really** explain why they think the independence of their national justice system is bad. Just 3% in Portugal, 4% in Cyprus and 5% in Lithuania say the same. Finally, respondents in Ireland (17%), Finland and Romania (both 16%) are the most likely to say this reason **does not explain their bad rating at all**, while those in Portugal, Latvia, the Czech Republic and Austria are the least likely to say this.

Q2a.2 Could you tell me to what extent each of the following reasons explains your rating of the independence of the justice system in (OUR COUNTRY):
Interference or pressure from economic or other specific interests (%)



Base: Respondents rating the independence of justice in their national justice system as bad (N=8,928)

Since 2016, there has been a three-point increase in the proportion who say interference or pressure from economic or other specific interests explains why EU citizens say the independence of their justice system is bad. At a country level, the largest increases are observed amongst respondents in the United Kingdom (+11 pp), Spain (+8 pp), Hungary, the Czech Republic (both +7 pp) and Germany (+6 pp). In contrast, those in Denmark and Finland are now less likely to say this (both -8 pp).

Highlights from the more detailed country trend analysis include:

- Those in the UK are more likely to say this **very much** (+6 pp) or **somewhat** explains their rating (+5 pp), and are less likely to say it **doesn't really** explain it (-11 pp).
- Those in Spain are more likely to say this **very much** explains their rating (+7 pp) and are less likely to say it **doesn't really** explain it (-6 pp).
- Respondents in the Czech Republic are more likely to say this reason **somewhat** explains their bad rating (+7 pp) and are less likely to say it does **not really** explain it (-6 pp).

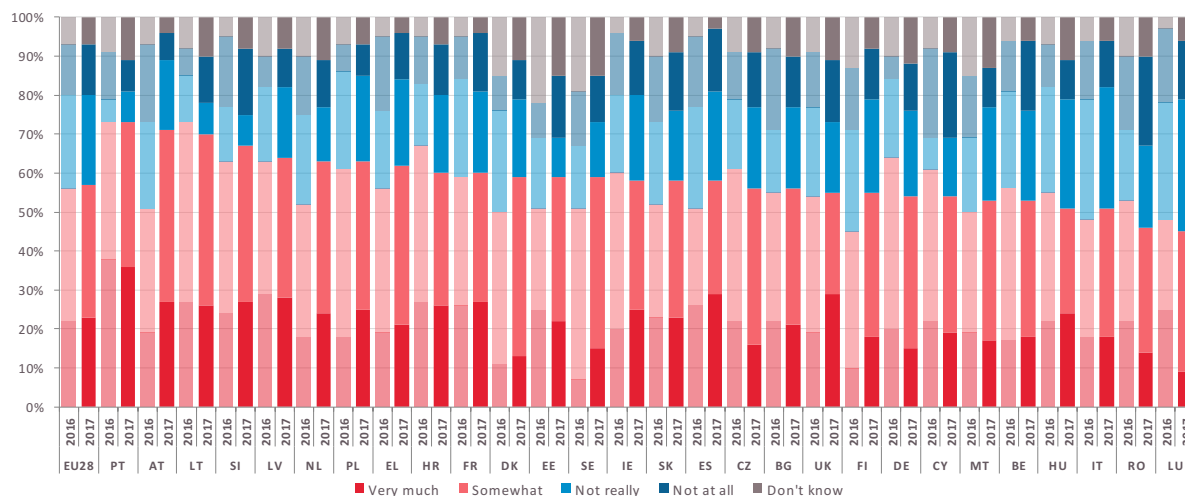
- Respondents in Bulgaria are more likely to say this reason **somewhat** explains their bad rating (+7 pp) and are less likely to say it **very much** explains it (-5 pp).
- Those in Germany are more likely to say this **somewhat** explains their rating (+9 pp).
- Respondents in Finland are less likely to say this **somewhat** explains their rating (-11 pp) and are more likely to say this **doesn't really** explain it (+10 pp)
- Respondents in Estonia are less likely to say this does **not really** explain their rating (-8 pp).
- Those in Denmark are less likely to say this **very much** (-6 pp) or **not really** (-8 pp) explains their rating.

In all but two Member States, the majority of this group of respondents says that **the status and position of judges not sufficiently guaranteeing their independence** is a reason why they think the independence of their justice system is bad, with those in Portugal (73%), Austria (71%) and Lithuania (70%) the most likely to say this. The exceptions are Luxembourg (45%) and Romania (46%); at the same time Luxembourg is the only country where respondents are more likely to say this reason does not explain their rating (49%).

Respondents in Portugal (36%), Spain and the United Kingdom (both 29%) are the most likely to say this reason **very much** explains their bad rating, while those in Luxembourg (9%), Denmark (13%) and Romania (14%) are the least likely to do so. More than one quarter of respondents in each country say this reason **somewhat** explains their bad rating, ranging from 46% in Denmark and 44% in Austria, Lithuania and Sweden, to 26% in the United Kingdom, 27% in Hungary and 29% in Spain.

Luxembourg (34%), Italy (31%) and Hungary (28%) are the only countries where at least one quarter says the status and position of judges not sufficiently guaranteeing independence **does not really** explain their rating. This compared to 8% in Portugal, Slovenia and Lithuania. Finally, those in Romania (23%), Cyprus (22%) and Belgium (18%) are the most likely to say this reason **does not explain their rating at all**, while those in Austria (7%), Portugal and Poland (both 8%) are the least likely to do so.

Q2a.3 Could you tell me to what extent each of the following reasons explains your rating of the independence of the justice system in (OUR COUNTRY):
The status and position of judges do not sufficiently guarantee their independence (%)



Base: Respondents rating the independence of justice in their national justice system as bad (N=8,928)

At an EU level, there has been little change since 2016 in the proportion who say the status and position of judges not sufficiently guaranteeing their independence explains their bad rating (+1 pp), but there have been a number of notable changes at country level. Respondents in Austria (+20 pp), the Netherlands (+11 pp), Finland (+10 pp), Denmark (+9 pp), Estonia, Sweden (both +8 pp), Spain (+7 pp) and Greece (+6 pp) are all more likely to say this reason explains their rating of the independence of their justice system. On the other hand, those in Germany (-10 pp), Romania, Cyprus and Croatia (all -7 pp) are now less likely to say this reason explains their rating.

Highlights from the more detailed country trend analysis include:

- In Austria, respondents are more likely to say this **very much** (+8 pp) or **somewhat** (+12 pp) explains their rating, and less likely to say this **does not explain their rating at all** (-13 pp).
- Respondents in the UK are more likely to say this **very much** explains their rating (+10 pp) and are less likely to say this **somewhat** explains it (-9 pp). The same pattern applies in Poland.

- Respondents in Finland and Sweden are now more likely to say this **very much** explains their rating (both +8 pp), while those in Romania are less likely to do so (-8 pp).
- Respondents in Denmark are less likely to say this does **not really** explain their rating (-6 pp) and are more likely to say it **somewhat** explains it (+7 pp).
- Respondents in Luxembourg are less likely to say this **very much** explains their rating (-16 pp) and are more likely to say it **somewhat** explains it (+13 pp).
- Opinions in Estonia have become more polarised, with respondents less likely to say this reason does **not really** explain their rating (-8 pp), but more likely to say it **somewhat** explains it (+11 pp) or **doesn't explain it at all** (+7 pp).

The **socio-demographic analysis** once again shows no differences based on gender, but it does highlight the following:

- Those aged 25-54 (78%-79%) are the most likely to say **interference or pressure from government and politicians** explains why they say their justice system has bad independence (compared to 69%-73% of other age groups). Those aged 25-39 are also the most likely to say the **status and position of judges does not sufficiently guarantee their independence** (62% vs. 53%-57%), while the older the respondent, the less likely they are to say **interference or pressure from economic or other specific interests** explains their rating.
- The longer a respondent remained in education, the more likely they are to say each reason explains why they say their justice system has bad independence. For example, 61% of those with the lowest education levels say **interference or pressure from government and politicians** explains why they rate the independence of their justice system as bad, compared to 81% of those with the highest education levels.
- Employees and the self-employed are the most likely to say each of these reasons explains why they say their justice system has bad independence. For instance, 79% of employees and 76% of the self-employed say **interference or pressure from economic or other specific interests** explains why they say their justice system has bad independence, compared to 66% of manual workers and 67% of those who are not working.

Q2a Could you tell me to what extent each of the following reasons explains your rating of the independence of the justice system in (OUR COUNTRY): (% EU)

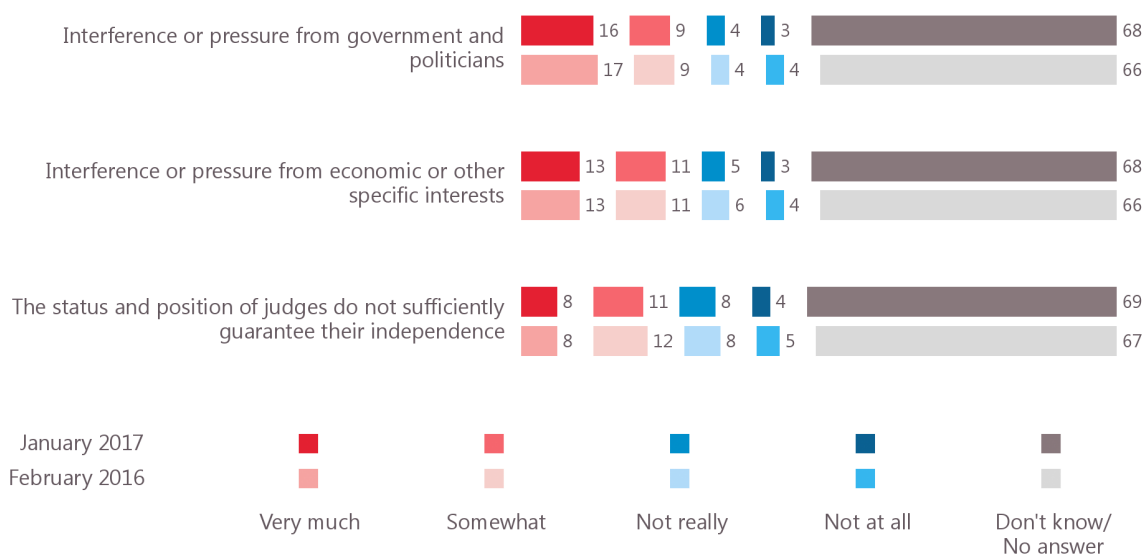
	Interference or pressure from government and politicians			Interference or pressure from economic or other specific interests			The status and position of judges do not sufficiently guarantee their independence		
	Total 'Explains'	Total 'Doesn't explain'	Don't know	Total 'Explains'	Total 'Doesn't explain'	Don't know	Total 'Explains'	Total 'Doesn't explain'	Don't know
EU28	74	21	5	72	23	5	57	36	7
Age									
15-24	73	24	3	77	20	3	57	37	6
25-39	79	18	3	75	23	2	62	35	3
40-54	78	19	3	73	23	4	57	35	8
55+	69	24	7	67	25	8	53	38	9
Education (End of)									
15-	61	31	8	59	31	10	46	44	10
16-19	73	22	5	69	26	5	55	37	8
20+	81	16	3	78	19	3	62	32	6
Still studying	74	23	3	79	17	4	57	40	3
Respondent occupation scale									
Self-employed	80	17	3	76	20	4	59	35	6
Employee	80	18	2	79	19	2	62	32	6
Manual workers	71	25	4	66	30	4	52	42	6
Not working	70	24	6	67	26	7	53	39	8

Base: Respondents rating the independence of justice in their national justice system as bad (N=8,928)

The chart below shows the results of this question re-analysed using all respondents. One-quarter says **interference or pressure from government and politicians** means they rate the independence of their justice system as bad (25%), while 24% say this about **interference or pressure from economic or other specific interests**. Almost one in five say the fact that **the status and position of judges does not sufficiently guarantee their independence** explains why their rate the independence of their justice system as bad (19%).

There have only been minor changes since 2016, with a one-point decline in the proportion who say **interference or pressure from government and politicians explains their rating**, and a one-point decline in the proportion who say this about **the status and position of judges**.

Q2aT Could you tell me to what extent each of the following reasons explains your rating of the independence of the justice system in (OUR COUNTRY):
(% - EU)



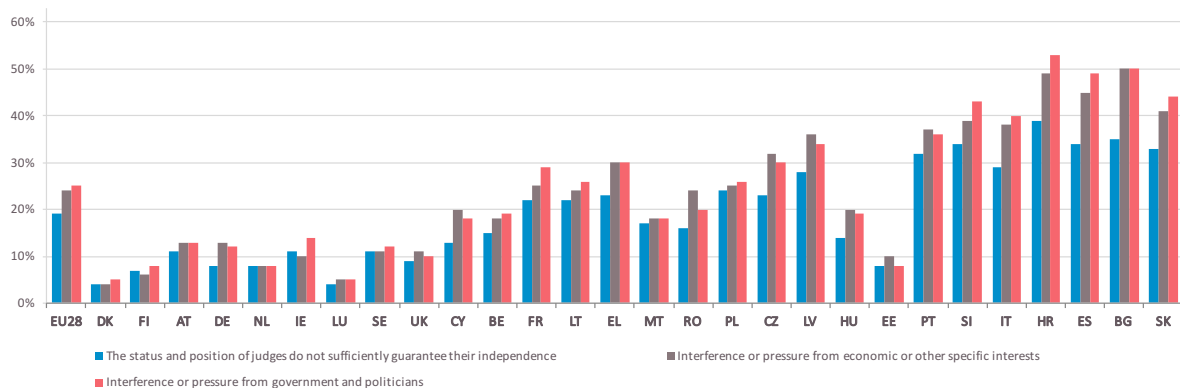
Base: All Respondents (N=26,565)

The country results, recalculated on the full national sample, show respondents in Croatia (53%), Bulgaria (50%) and Spain (49%) are the most likely to say **interference or pressure from government and politicians** explains why they say the independence of their national justice system is bad. In contrast, just 5% in Luxembourg and Denmark, and 8% in Finland, the Netherlands and Estonia think the same way.

Bulgaria (50%) is the only country where at least half say **interference or pressure from economic or other specific interests** explains their bad rating, although 49% in Croatia and 45% in Spain say the same. This compares to 4% in Denmark, 5% in Luxembourg and 6% in Finland.

There are five countries where at least one in five says the fact that **the status and position of judges does not sufficiently guarantee their independence** explains their bad rating: Italy (25%), Bulgaria, Spain (both 22%), Croatia and Slovakia (both 20%). At the other end of the scale just 2% in Denmark, 3% in the Netherlands and 4% in Austria, Luxembourg and Estonia say the same.

Q2aT Could you tell me to what extent each of the following reasons explains your rating of the independence of the justice system in (OUR COUNTRY): (% - TOTAL 'EXPLAINS')



Base: All Respondents (N=26,565)

TECHNICAL SPECIFICATIONS

Between the 25th and the 26th of January 2017, TNS Political & Social, a consortium created between TNS political & social, TNS UK and TNS opinion, carried out the survey FLASH EUROBAROMETER 447 about "Perceived independence of the national justice systems in the EU among the general public".

This survey has been requested by the EUROPEAN COMMISSION, Directorate-General for Communication. It is a general public survey co-ordinated by the Directorate-General for Communication (DG COMM "Strategic Communication" Unit).

The FLASH EUROBAROMETER 447 survey covers the population of the respective nationalities of the European Union Member States, resident in each of the 28 Member States and aged 15 years and over..

All interviews were carried using the TNS e-Call center (our centralized CATI system). In every country respondents were called both on fixed lines and mobile phones. The basic sample design applied in all states is multi-stage random (probability). In each household, the respondent was drawn at random following the "last birthday rule".

TNS has developed its own RDD sample generation capabilities based on using contact telephone numbers from responders to random probability or random location face to face surveys, such as Eurobarometer, as seed numbers. The approach works because the seed number identifies a working block of telephone numbers and reduces the volume of numbers generated that will be ineffective. The seed numbers are stratified by NUTS2 region and urbanisation to approximate a geographically representative sample. From each seed number the required sample of numbers are generated by randomly replacing the last two digits. The sample is then screened against business databases in order to exclude as many of these numbers as possible before going into field. This approach is consistent across all countries.

	COUNTRIES	INSTITUTES	N° INTERVIEWS	DATES FIELDWORK		POPULATION 15+	PROPORTION EU28
BE	Belgium	NID	1.000	25/01/17	26/01/17	8.939.546	2,17%
BG	Bulgaria	TNS BBSS	1.003	25/01/17	26/01/17	6.537.510	1,58%
CZ	Czech Rep.	TNS Aisa	1.000	25/01/17	26/01/17	9.012.443	2,18%
DK	Denmark	TNS Gallup DK	1.007	25/01/17	26/01/17	4.561.264	1,11%
DE	Germany	TNS Infratest	1.000	25/01/17	26/01/17	64.336.389	15,59%
EE	Estonia	TNS Emor	1.001	25/01/17	26/01/17	945.733	0,23%
IE	Ireland	Millward Brown IMS	1.004	25/01/17	26/01/17	3.522.000	0,85%
EL	Greece	TNS ICAP	1.000	25/01/17	26/01/17	8.693.566	2,11%
ES	Spain	TNS Spain	1.003	25/01/17	26/01/17	39.127.930	9,48%
FR	France	TNS Sofres	1.007	25/01/17	26/01/17	47.756.439	11,57%
HR	Croatia	HENDAL	1.000	25/01/17	26/01/17	3.749.400	0,91%
IT	Italy	TNS Italia	503	25/01/17	26/01/17	51.862.391	12,57%
CY	Rep. Of Cyprus	CYMAR	1.000	25/01/17	26/01/17	705.360	0,17%
LV	Latvia	TNS Latvia	1.000	25/01/17	26/01/17	1.447.866	0,35%
LT	Lithuania	TNS LT	500	25/01/17	26/01/17	2.829.740	0,69%
LU	Luxembourg	NID	1.000	25/01/17	26/01/17	434.878	0,11%
HU	Hungary	TNS Hoffmann	1.009	25/01/17	26/01/17	8.320.614	2,02%
MT	Malta	MISCO	505	25/01/17	26/01/17	335.476	0,08%
NL	Netherlands	TNS NIPO	1.006	25/01/17	26/01/17	13.371.980	3,24%
AT	Austria	TNS Research Austria	1.008	25/01/17	26/01/17	7.009.827	1,70%
PL	Poland	TNS Polska	1.000	25/01/17	26/01/17	32.413.735	7,86%
PT	Portugal	TNS Portugal	1.000	25/01/17	26/01/17	8.080.915	1,96%
RO	Romania	TNS CSOP	1.004	25/01/17	26/01/17	18.246.731	4,42%
SI	Slovenia	Mediana	1.004	25/01/17	26/01/17	1.759.701	0,43%
SK	Slovakia	TNS Slovakia	1.000	25/01/17	26/01/17	4.549.956	1,10%
FI	Finland	TNS Gallup Oy	103	25/01/17	26/01/17	4.440.004	1,08%
SE	Sweden	TNS Sifo	1.000	25/01/17	26/01/17	7.791.240	1,89%
UK	United Kingdom	TNS UK	1.000	25/01/17	26/01/17	51.848.010	12,57%
	TOTAL EU28		25.667	24/09/16	03/10/16	412.630.644	100%*

* It should be noted that the total percentage shown in this table may exceed 100% due to rounding

Readers are reminded that survey results are estimations, the accuracy of which, everything being equal, rests upon the sample size and upon the observed percentage. With samples of about 1,000 interviews, the real percentages vary within the following confidence limits:

Statistical Margins due to the sampling process

(at the 95% level of confidence)

various sample sizes are in rows

various observed results are in columns

	5%	10%	15%	20%	25%	30%	35%	40%	45%	50%	
	95%	90%	85%	80%	75%	70%	65%	60%	55%	50%	
N=50	6,0	8,3	9,9	11,1	12,0	12,7	13,2	13,6	13,8	13,9	N=50
N=500	1,9	2,6	3,1	3,5	3,8	4,0	4,2	4,3	4,4	4,4	N=500
N=1000	1,4	1,9	2,2	2,5	2,7	2,8	3,0	3,0	3,1	3,1	N=1000
N=1500	1,1	1,5	1,8	2,0	2,2	2,3	2,4	2,5	2,5	2,5	N=1500
N=2000	1,0	1,3	1,6	1,8	1,9	2,0	2,1	2,1	2,2	2,2	N=2000
N=3000	0,8	1,1	1,3	1,4	1,5	1,6	1,7	1,8	1,8	1,8	N=3000
N=4000	0,7	0,9	1,1	1,2	1,3	1,4	1,5	1,5	1,5	1,5	N=4000
N=5000	0,6	0,8	1,0	1,1	1,2	1,3	1,3	1,4	1,4	1,4	N=5000
N=6000	0,6	0,8	0,9	1,0	1,1	1,2	1,2	1,2	1,3	1,3	N=6000
N=7000	0,5	0,7	0,8	0,9	1,0	1,1	1,1	1,1	1,2	1,2	N=7000
N=7500	0,5	0,7	0,8	0,9	1,0	1,0	1,1	1,1	1,1	1,1	N=7500
N=8000	0,5	0,7	0,8	0,9	0,9	1,0	1,0	1,1	1,1	1,1	N=8000
N=9000	0,5	0,6	0,7	0,8	0,9	0,9	1,0	1,0	1,0	1,0	N=9000
N=10000	0,4	0,6	0,7	0,8	0,8	0,9	0,9	1,0	1,0	1,0	N=10000
N=11000	0,4	0,6	0,7	0,7	0,8	0,9	0,9	0,9	0,9	0,9	N=11000
N=12000	0,4	0,5	0,6	0,7	0,8	0,8	0,9	0,9	0,9	0,9	N=12000
N=13000	0,4	0,5	0,6	0,7	0,7	0,8	0,8	0,8	0,9	0,9	N=13000
N=14000	0,4	0,5	0,6	0,7	0,7	0,8	0,8	0,8	0,8	0,8	N=14000
N=15000	0,3	0,5	0,6	0,6	0,7	0,7	0,8	0,8	0,8	0,8	N=15000
	5%	10%	15%	20%	25%	30%	35%	40%	45%	50%	
	95%	90%	85%	80%	75%	70%	65%	60%	55%	50%	

ASK ALL

Q1 From what you know, how would you rate the justice system in (OUR COUNTRY) in terms of the independence of courts and judges? Would you say it is very good, fairly good, fairly bad or very bad?

(READ OUT – ONE ANSWER ONLY)

- Very good 1
- Fairly good 2
- Fairly bad 3
- Very bad 4
- DK 5

FL435 Q1

ASK Q2a IF 'FAIRLY BAD' (CODE 3) OR 'VERY BAD' (CODE 4) IN Q1 – OTHERS GO TO Q2b

Q2a Could you tell me to what extent each of the following reasons explains your rating of the independence of the justice system in (OUR COUNTRY):

(READ OUT – ONE ANSWER PER LINE)

		Very much	Somewhat	Not really	Not at all	DK
1	Interference or pressure from government and politicians	1	2	3	4	6
2	Interference or pressure from economic or other specific interests	1	2	3	4	6
3	The status and position of judges do not sufficiently guarantee their independence	1	2	3	4	6

FL435 Q2a

ASK Q2b IF 'VERY GOOD' (CODE 1) OR 'FAIRLY GOOD' (CODE 2) IN Q1






























Q2b Could you tell me to what extent each of the following reasons explains your rating of the independence of the justice system in (OUR COUNTRY):

(READ OUT – ONE ANSWER PER LINE)

		Very much	Somewhat	Not really	Not at all	DK
1	No interference or pressure from government and politicians	1	2	3	4	6
2	No interference or pressure from economic or other specific interests	1	2	3	4	6
3	The status and position of judges sufficiently guarantee their independence	1	2	3	4	6

FL435 Q2b

D8 In the last two years, have you been involved in any dispute which has gone to court?
(%)

		Yes		No		Don't know
		FL447	Diff. FL447 - FL435	FL447	Diff. FL447 - FL435	FL447
EU28		5	-1	95	1	0
BE		7	-1	92	0	1
BG		6	1	94	-1	0
CZ		9	3	91	-3	0
DK		4	1	96	-1	0
DE		5	-1	95	1	0
EE		5	-2	95	2	0
IE		2	-4	97	3	1
EL		4	-1	95	0	1
ES		6	0	94	0	0
FR		5	-2	95	2	0
HR		14	2	86	-2	0
IT		6	0	94	0	0
CY		4	-2	96	2	0
LV		5	-1	95	1	0
LT		7	0	93	0	0
LU		6	1	94	0	0
HU		6	0	94	0	0
MT		7	-2	93	2	0
NL		5	1	95	-1	0
AT		6	-1	94	1	0
PL		6	0	94	0	0
PT		5	1	95	-1	0
RO		6	-1	94	1	0
SI		7	-2	93	2	0
SK		7	-1	93	1	0
FI		5	2	95	-2	0
SE		4	2	96	-2	0
UK		3	-1	97	1	0

Q1 From what you know, how would you rate the justice system in (OUR COUNTRY) in terms of the independence of courts and judges? Would you say it is very good, fairly good, fairly bad or very bad? (%)

		Very good		Fairly good		Fairly bad		Very bad		Don't know	Total 'Good'		Total 'Bad'	
		FL447	Diff. FL447 - FL435	FL447	Diff. FL447 - FL435	FL447	Diff. FL447 - FL435	FL447	Diff. FL447 - FL435		FL447	Diff. FL447 - FL435	FL447	Diff. FL447 - FL435
EU28		11	2	44	1	23	-1	11	-1	11	55	3	34	-2
BE		5	-1	54	-2	21	2	6	-1	14	59	-3	27	1
BG		2	0	24	3	37	2	26	-9	11	26	3	63	-7
CZ		5	2	44	0	31	-1	9	0	11	49	2	40	-1
DK		40	3	46	-5	5	-1	2	1	7	86	-2	7	0
DE		19	4	59	5	12	-1	4	0	6	78	9	16	-1
EE		5	-1	42	-14	12	0	2	0	39	47	-15	14	0
IE		23	3	51	-4	11	-2	8	1	7	74	-1	19	-1
EL		8	2	44	3	25	-1	11	-5	12	52	5	36	-6
ES		3	0	28	1	39	1	19	1	11	31	1	58	2
FR		3	-2	50	1	26	-3	11	1	10	53	-1	37	-2
HR		8	1	24	3	35	-3	27	-1	6	32	4	62	-4
IT		2	0	30	7	38	2	19	-6	11	32	7	57	-4
CY		11	1	49	3	14	-5	11	-2	15	60	4	25	-7
LV		3	1	46	6	36	-2	7	-1	8	49	7	43	-3
LT		3	1	49	2	25	-3	7	-3	16	52	3	32	-6
LU		15	3	57	-4	7	1	2	0	19	72	-1	9	1
HU		5	0	43	-1	21	-1	7	-4	24	48	-1	28	-5
MT		8	3	42	3	23	1	8	-1	19	50	6	31	0
NL		25	9	51	-5	8	-1	4	1	12	76	4	12	0
AT		20	2	58	-1	14	1	2	-1	6	78	1	16	0
PL		5	0	45	5	26	-6	11	-1	13	50	5	37	-7
PT		2	1	40	9	30	-1	14	0	14	42	10	44	-1
RO		7	-1	43	0	19	-4	16	1	15	50	-1	35	-3
SI		1	-2	34	7	30	-2	21	-11	14	35	5	51	-13
SK		2	0	21	2	35	-1	24	-1	18	23	2	59	-2
FI		19	4	62	-3	11	1	2	0	6	81	1	13	1
SE		21	-3	51	-2	12	2	6	2	10	72	-5	18	4
UK		26	8	45	-7	11	-1	5	-1	13	71	1	16	-2

Q2a.1 Could you tell me to what extent each of the following reasons explains your rating of the independence of the justice system in (OUR COUNTRY):

Interference or pressure from government and politicians (%)






























(IF 'FAIRLY BAD' OR 'VERY BAD' IN Q1)

		Very much		Somewhat		Not really		Not at all		Don't know	Total 'Explains'		Total 'Doesn't explain'	
		FL447	Diff. FL447 - FL435	FL447	Diff. FL447 - FL435	FL447	Diff. FL447 - FL435	FL447	Diff. FL447 - FL435		FL447	Diff. FL447 - FL435	FL447	Diff. FL447 - FL435
EU28		48	2	26	0	11	-1	10	-2	5	74	2	21	-3
BE		40	3	29	1	13	-3	13	-1	5	69	4	26	-4
BG		46	2	34	2	8	-1	6	-4	6	80	4	14	-5
CZ		41	4	36	0	11	-3	6	0	6	77	4	17	-3
DK		24	0	40	-5	22	9	8	-5	6	64	-5	30	4
DE		48	2	28	-4	8	1	7	-4	9	76	-2	15	-3
EE		31	-1	27	-3	8	-10	20	11	14	58	-4	28	1
IE		37	6	35	2	11	-8	14	-2	3	72	8	25	-10
EL		40	-2	40	4	9	0	9	-1	2	80	2	18	-1
ES		71	8	13	2	7	-3	7	-7	2	84	10	14	-10
FR		53	6	26	-1	9	-1	10	-3	2	79	5	19	-4
HR		62	1	23	-1	6	1	6	0	3	85	0	12	1
IT		36	-4	33	4	15	1	12	-1	4	69	0	27	0
CY		52	-4	23	1	7	0	8	-4	10	75	-3	15	-4
LV		45	-1	36	6	9	0	6	-2	4	81	5	15	-2
LT		45	-8	37	6	2	-4	8	4	8	82	-2	10	0
LU		30	5	18	-8	33	7	15	-1	4	48	-3	48	6
HU		44	1	27	-4	14	2	10	1	5	71	-3	24	3
MT		32	-7	27	-2	13	6	15	4	13	59	-9	28	10
NL		25	-10	38	13	13	-9	16	4	8	63	3	29	-5
AT		47	-5	30	4	11	3	9	-1	3	77	-1	20	2
PL		48	6	23	-9	15	2	10	2	4	71	-3	25	4
PT		54	-7	27	5	4	1	5	-2	10	81	-2	9	-1
RO		36	-11	21	-1	15	5	23	7	5	57	-12	38	12
SI		60	2	26	-2	3	-2	7	1	4	86	0	10	-1
SK		51	2	25	3	10	-1	8	-1	6	76	5	18	-2
FI		31	13	29	-8	21	-2	15	1	4	60	5	36	-1
SE		29	3	39	5	10	-3	9	-2	13	68	8	19	-5
UK		38	-4	28	1	12	-6	16	7	6	66	-3	28	1

Q2a.2 Could you tell me to what extent each of the following reasons explains your rating of the independence of the justice system in (OUR COUNTRY):

Interference or pressure from economic or other specific interests (%)






























(IF 'FAIRLY BAD' OR 'VERY BAD' IN Q1)

	Very much		Somewhat		Not really		Not at all		Don't know	Total 'Explains'		Total 'Doesn't explain'	
	FL447	Diff. FL447 - FL435	FL447	Diff. FL447 - FL435	FL447	Diff. FL447 - FL435	FL447	Diff. FL447 - FL435		FL447	Diff. FL447 - FL435	FL447	Diff. FL447 - FL435
EU28 	38	1	34	2	14	-2	9	-1	5	72	3	23	-3
BE 	30	-3	36	0	18	3	11	2	5	66	-3	29	5
BG 	44	-5	35	7	10	3	7	-3	4	79	2	17	0
CZ 	39	0	41	7	9	-6	6	1	5	80	7	15	-5
DK 	13	-6	38	-2	18	-8	12	2	19	51	-8	30	-6
DE 	38	-3	42	9	6	-3	8	0	6	80	6	14	-3
EE 	27	0	39	3	9	-8	14	5	11	66	3	23	-3
IE 	24	-4	32	2	24	0	17	2	3	56	-2	41	2
EL 	39	-4	42	1	7	0	9	3	3	81	-3	16	3
ES 	53	7	23	1	12	-6	9	0	3	76	8	21	-6
FR 	38	3	30	-1	17	-1	11	-2	4	68	2	28	-3
HR 	46	4	32	-6	9	0	7	1	6	78	-2	16	1
IT 	31	-3	35	4	19	0	10	0	5	66	1	29	0
CY 	60	1	25	-5	4	0	7	2	4	85	-4	11	2
LV 	50	1	32	-1	9	0	6	3	3	82	0	15	3
LT 	38	-7	39	4	5	-2	9	3	9	77	-3	14	1
LU 	26	4	30	-3	27	13	12	-3	5	56	1	39	10
HU 	35	7	35	0	15	-4	8	-4	7	70	7	23	-8
MT 	22	-8	35	6	12	1	9	-1	22	57	-2	21	0
NL 	26	-6	43	11	10	-7	13	1	8	69	5	23	-6
AT 	41	0	38	-2	13	6	6	-3	2	79	-2	19	3
PL 	30	5	39	-3	18	-1	7	-2	6	69	2	25	-3
PT 	55	-3	30	5	3	-2	6	0	6	85	2	9	-2
RO 	35	-2	33	3	9	0	16	-2	7	68	1	25	-2
SI 	39	-6	38	2	7	1	8	-2	8	77	-4	15	-1
SK 	37	0	32	0	13	0	10	1	8	69	0	23	1
FI 	20	3	33	-11	27	10	16	5	4	53	-8	43	15
SE 	23	1	36	-3	19	2	10	-3	12	59	-2	29	-1
UK 	35	6	32	5	17	-11	9	-2	7	67	11	26	-13

Q2a.3 Could you tell me to what extent each of the following reasons explains your rating of the independence of the justice system in (OUR COUNTRY):






























The status and position of judges do not sufficiently guarantee their independence (%)

(IF 'FAIRLY BAD' OR 'VERY BAD' IN Q1)

	Very much		Somewhat		Not really		Not at all		Don't know	Total 'Explains'		Total 'Doesn't explain'	
	FL447	Diff. FL447 - FL435	FL447	Diff. FL447 - FL435	FL447	Diff. FL447 - FL435	FL447	Diff. FL447 - FL435		FL447	Diff. FL447 - FL435	FL447	Diff. FL447 - FL435
EU28 	23	1	34	0	23	-1	13	0	7	57	1	36	-1
BE 	18	1	35	-4	23	-2	18	5	6	53	-3	41	3
BG 	21	-1	35	2	21	5	13	-8	10	56	1	34	-3
CZ 	16	-6	40	1	21	3	14	2	9	56	-5	35	5
DK 	13	2	46	7	20	-6	10	1	11	59	9	30	-5
DE 	15	-5	39	-5	22	2	12	6	12	54	-10	34	8
EE 	22	-3	37	11	10	-8	16	7	15	59	8	26	-1
IE 	25	5	33	-7	22	2	14	-2	6	58	-2	36	0
EL 	21	2	41	4	22	2	12	-7	4	62	6	34	-5
ES 	29	3	29	4	23	-3	16	-2	3	58	7	39	-5
FR 	27	1	33	0	21	-4	15	4	4	60	1	36	0
HR 	26	-1	34	-6	20	4	13	1	7	60	-7	33	5
IT 	18	0	33	3	31	0	12	-3	6	51	3	43	-3
CY 	19	-3	35	-4	15	7	22	-1	9	54	-7	37	6
LV 	28	-1	36	2	18	-1	10	2	8	64	1	28	1
LT 	26	-1	44	-2	8	-4	12	5	10	70	-3	20	1
LU 	9	-16	36	13	34	4	15	-4	6	45	-3	49	0
HU 	24	2	27	-6	28	1	10	-1	11	51	-4	38	0
MT 	17	-2	36	5	24	5	10	-6	13	53	3	34	-1
NL 	24	6	39	5	14	-9	12	-3	11	63	11	26	-12
AT 	27	8	44	12	18	-4	7	-13	4	71	20	25	-17
PL 	25	7	38	-5	22	-3	8	1	7	63	2	30	-2
PT 	36	-2	37	2	8	2	8	-4	11	73	0	16	-2
RO 	14	-8	32	1	21	3	23	4	10	46	-7	44	7
SI 	27	3	40	1	8	-6	17	-1	8	67	4	25	-7
SK 	23	0	35	6	18	-3	15	-2	9	58	6	33	-5
FI 	18	8	37	2	24	-2	13	-3	8	55	10	37	-5
SE 	15	8	44	0	14	-2	12	-2	15	59	8	26	-4
UK 	29	10	26	-9	18	-5	16	2	11	55	1	34	-3






























Q2aT.1 Could you tell me to what extent each of the following reasons explains your rating of the independence of the justice system in (OUR COUNTRY):

Interference or pressure from government and politicians (%)

		Very much		Somewhat		Not really		Not at all		Don't know/ No answer	Total 'Explains'		Total 'Doesn't explain'	
		FL447	Diff. FL447 - FL435	FL447	Diff. FL447 - FL435	FL447	Diff. FL447 - FL435	FL447	Diff. FL447 - FL435		FL447	Diff. FL447 - FL435	FL447	Diff. FL447 - FL435
EU28		16	-1	9	0	4	0	3	-1	68	25	-1	7	-1
BE		11	2	8	1	4	0	4	0	73	19	3	8	0
BG		29	-3	21	-1	5	-1	4	-3	41	50	-4	9	-4
CZ		16	1	14	-1	4	-2	3	1	63	30	0	7	-1
DK		2	0	3	0	2	1	0	-1	93	5	0	2	0
DE		8	0	4	-1	1	0	1	-1	86	12	-1	2	-1
EE		4	-1	4	0	1	-2	3	2	88	8	-1	4	0
IE		7	1	7	0	2	-2	2	-1	82	14	1	4	-3
EL		15	-3	15	0	3	-1	3	-1	64	30	-3	6	-2
ES		41	6	8	2	4	-2	4	-4	43	49	8	8	-6
FR		20	2	9	-2	3	-1	4	-1	64	29	0	7	-2
HR		39	-1	14	-2	4	1	4	0	39	53	-3	8	1
IT		21	-3	19	1	8	-1	7	-1	45	40	-2	15	-2
CY		13	-5	5	-2	2	0	2	-2	78	18	-7	4	-2
LV		19	-2	15	1	4	0	3	-1	59	34	-1	7	-1
LT		14	-7	12	0	1	-1	2	0	71	26	-7	3	-1
LU		3	1	2	0	3	1	1	-1	91	5	1	4	0
HU		12	-2	7	-3	4	0	3	0	74	19	-5	7	0
MT		10	-2	8	-1	4	2	5	1	73	18	-3	9	3
NL		3	-1	5	2	1	-2	2	1	89	8	1	3	-1
AT		8	-1	5	1	2	1	1	-1	84	13	0	3	0
PL		18	0	8	-6	5	-1	4	0	65	26	-6	9	-1
PT		24	-3	12	2	2	1	2	-1	60	36	-1	4	0
RO		13	-5	7	-1	5	1	8	2	67	20	-6	13	3
SI		30	-7	13	-5	1	-2	4	0	52	43	-12	5	-2
SK		30	0	14	1	6	-1	5	-1	45	44	1	11	-2
FI		4	2	4	0	2	-1	2	0	88	8	2	4	-1
SE		5	1	7	2	2	0	2	1	84	12	3	4	1
UK		6	-2	4	-1	2	-1	3	2	85	10	-3	5	1






























Q2aT.2 Could you tell me to what extent each of the following reasons explains your rating of the independence of the justice system in (OUR COUNTRY):

Interference or pressure from economic or other specific interests (%)

		Very much		Somewhat		Not really		Not at all		Don't know/ No answer	Total 'Explains'		Total 'Doesn't explain'	
		FL447	Diff. FL447 - FL435	FL447	Diff. FL447 - FL435	FL447	Diff. FL447 - FL435	FL447	Diff. FL447 - FL435		FL447	Diff. FL447 - FL435	FL447	Diff. FL447 - FL435
EU28		13	0	11	0	5	-1	3	-1	68	24	0	8	-2
BE		8	0	10	1	5	1	3	0	74	18	1	8	1
BG		28	-6	22	2	6	1	4	-3	40	50	-4	10	-2
CZ		16	0	16	2	4	-2	2	0	62	32	2	6	-2
DK		1	0	3	0	1	-1	1	0	94	4	0	2	-1
DE		6	-1	7	1	1	-1	1	0	85	13	0	2	-1
EE		4	0	6	1	1	-2	2	1	87	10	1	3	-1
IE		4	-2	6	0	5	0	3	0	82	10	-2	8	0
EL		14	-4	16	-2	2	-1	3	1	65	30	-6	5	0
ES		31	5	14	2	7	-3	5	0	43	45	7	12	-3
FR		14	0	11	-1	6	-1	4	-1	65	25	-1	10	-2
HR		29	1	20	-5	6	0	4	0	41	49	-4	10	0
IT		18	-3	20	1	11	-1	6	0	45	38	-2	17	-1
CY		14	-5	6	-3	1	0	2	0	77	20	-8	3	0
LV		22	-1	14	-1	4	0	2	1	58	36	-2	6	1
LT		12	-5	12	-2	2	-1	3	1	71	24	-7	5	0
LU		2	0	3	0	2	1	1	0	92	5	0	3	1
HU		10	1	10	-2	4	-2	2	-2	74	20	-1	6	-4
MT		7	-2	11	2	4	0	2	-1	76	18	0	6	-1
NL		3	-1	5	1	1	-1	2	1	89	8	0	3	0
AT		7	0	6	-1	2	1	1	0	84	13	-1	3	1
PL		11	0	14	-5	7	-1	3	-1	65	25	-5	10	-2
PT		24	-2	13	2	2	0	3	0	58	37	0	5	0
RO		12	-2	12	1	3	-1	6	-1	67	24	-1	9	-2
SI		20	-9	19	-4	4	0	4	-2	53	39	-13	8	-2
SK		22	0	19	0	7	-1	6	0	46	41	0	13	-1
FI		2	0	4	-1	4	2	2	1	88	6	-1	6	3
SE		4	1	7	1	3	1	2	0	84	11	2	5	1
UK		6	1	5	0	3	-2	1	-1	85	11	1	4	-3

Q2aT.3 Could you tell me to what extent each of the following reasons explains your rating of the independence of the justice system in (OUR COUNTRY):

The status and position of judges do not sufficiently guarantee their independence (%)

		Very much		Somewhat		Not really		Not at all		Don't know/ No answer	Total 'Explains'		Total 'Doesn't explain'	
		FL447	Diff. FL447 - FL435	FL447	Diff. FL447 - FL435	FL447	Diff. FL447 - FL435	FL447	Diff. FL447 - FL435		FL447	Diff. FL447 - FL435	FL447	Diff. FL447 - FL435
EU28		8	0	11	-1	8	0	4	-1	69	19	-1	12	-1
BE		5	1	10	0	6	-1	5	2	74	15	1	11	1
BG		13	-3	22	-1	13	2	9	-6	43	35	-4	22	-4
CZ		7	-2	16	0	8	1	5	0	64	23	-2	13	1
DK		1	0	3	0	1	-1	1	1	94	4	0	2	0
DE		2	-1	6	-2	4	1	2	1	86	8	-3	6	2
EE		3	0	5	1	2	-1	2	1	88	8	1	4	0
IE		5	1	6	-2	4	0	3	0	82	11	-1	7	0
EL		8	0	15	-1	8	0	4	-4	65	23	-1	12	-4
ES		17	3	17	3	13	-2	9	-1	44	34	6	22	-3
FR		10	0	12	-1	8	-2	6	2	64	22	-1	14	0
HR		17	-1	22	-4	12	2	8	0	41	39	-5	20	2
IT		10	-1	19	0	18	-1	7	-2	46	29	-1	25	-3
CY		5	-2	8	-5	4	2	5	-2	78	13	-7	9	0
LV		12	-1	16	0	8	-1	4	0	60	28	-1	12	-1
LT		8	-2	14	-4	2	-2	4	1	72	22	-6	6	-1
LU		1	-1	3	1	3	1	1	-1	92	4	0	4	0
HU		7	0	7	-4	8	-1	3	-1	75	14	-4	11	-2
MT		6	0	11	1	7	1	3	-2	73	17	1	10	-1
NL		3	1	5	1	2	-1	1	-1	89	8	2	3	-2
AT		4	1	7	2	3	-1	1	-2	85	11	3	4	-3
PL		10	2	14	-5	8	-3	3	0	65	24	-3	11	-3
PT		16	-1	16	1	3	0	4	-1	61	32	0	7	-1
RO		5	-3	11	-1	7	0	8	1	69	16	-4	15	1
SI		14	-2	20	-5	4	-5	8	-4	54	34	-7	12	-9
SK		13	-1	20	2	11	-2	9	-1	47	33	1	20	-3
FI		2	1	5	1	3	0	2	0	88	7	2	5	0
SE		3	2	8	2	3	1	2	0	84	11	4	5	1
UK		5	2	4	-2	3	-1	2	-1	86	9	0	5	-2

Q2b.1 Could you tell me to what extent each of the following reasons explains your rating of the independence of the justice system in (OUR COUNTRY):

No interference or pressure from government and politicians (%)

(IF 'VERY GOOD' OR 'FAIRLY GOOD' IN Q1)

		Very much		Somewhat		Not really		Not at all		Don't know	Total 'Explains'		Total 'Doesn't explain'	
		FL447	Diff. FL447 - FL435	FL447	Diff. FL447 - FL435	FL447	Diff. FL447 - FL435	FL447	Diff. FL447 - FL435		FL447	Diff. FL447 - FL435	FL447	Diff. FL447 - FL435
EU28		21	1	41	-1	20	0	13	0	5	62	0	33	0
BE		15	1	43	-1	22	-2	15	2	5	58	0	37	0
BG		20	7	35	-7	18	-3	16	-1	11	55	0	34	-4
CZ		18	2	49	-1	17	-1	11	0	5	67	1	28	-1
DK		27	4	45	-2	15	0	7	-3	6	72	2	22	-3
DE		24	5	43	-8	15	2	13	2	5	67	-3	28	4
EE		19	1	33	-5	14	-5	25	10	9	52	-4	39	5
IE		24	0	42	-1	18	1	13	0	3	66	-1	31	1
EL		15	0	36	-3	28	3	16	-1	5	51	-3	44	2
ES		22	-3	37	1	20	2	19	3	2	59	-2	39	5
FR		13	-3	38	4	30	-2	15	0	4	51	1	45	-2
HR		21	-3	39	-2	17	3	17	4	6	60	-5	34	7
IT		16	1	36	-9	31	4	12	4	5	52	-8	43	8
CY		12	-10	38	-2	15	0	26	8	9	50	-12	41	8
LV		21	-1	42	-3	16	-1	15	3	6	63	-4	31	2
LT		19	2	52	1	13	-2	13	1	3	71	3	26	-1
LU		12	-3	35	-8	29	10	18	1	6	47	-11	47	11
HU		16	5	41	-2	22	-2	15	-1	6	57	3	37	-3
MT		18	-4	33	-6	17	-1	22	10	10	51	-10	39	9
NL		29	2	45	3	13	-6	8	0	5	74	5	21	-6
AT		24	2	42	-4	20	3	12	0	2	66	-2	32	3
PL		24	-2	40	1	24	2	7	-1	5	64	-1	31	1
PT		21	-7	39	-6	14	7	20	7	6	60	-13	34	14
RO		18	-2	36	-4	16	-2	24	6	6	54	-6	40	4
SI		13	-7	51	9	13	-7	18	3	5	64	2	31	-4
SK		25	7	39	-1	13	-1	16	-3	7	64	6	29	-4
FI		18	-1	43	-5	24	6	12	1	3	61	-6	36	7
SE		22	0	40	6	16	0	17	-5	5	62	6	33	-5
UK		22	1	41	3	20	1	12	-5	5	63	4	32	-4

Q2b.2 Could you tell me to what extent each of the following reasons explains your rating of the independence of the justice system in (OUR COUNTRY):

No interference or pressure from economic or other specific interests (%)






























(IF 'VERY GOOD' OR 'FAIRLY GOOD' IN Q1)

		Very much		Somewhat		Not really		Not at all		Don't know	Total 'Explains'		Total 'Doesn't explain'	
		FL447	Diff. FL447 - FL435	FL447	Diff. FL447 - FL435	FL447	Diff. FL447 - FL435	FL447	Diff. FL447 - FL435		FL447	Diff. FL447 - FL435	FL447	Diff. FL447 - FL435
EU28		19	1	44	2	19	-2	13	0	5	63	3	32	-2
BE		11	-1	50	3	22	2	12	-3	5	61	2	34	-1
BG		13	2	43	1	21	0	14	-4	9	56	3	35	-4
CZ		12	0	49	-1	19	-3	13	2	7	61	-1	32	-1
DK		34	4	35	0	12	-3	10	-3	9	69	4	22	-6
DE		23	1	48	-1	13	0	12	2	4	71	0	25	2
EE		15	1	32	-9	17	-1	24	11	12	47	-8	41	10
IE		31	5	35	-4	16	-4	14	3	4	66	1	30	-1
EL		11	1	43	1	25	-2	14	0	7	54	2	39	-2
ES		12	-4	48	8	21	1	17	1	2	60	4	38	2
FR		18	1	44	7	25	-7	9	-2	4	62	8	34	-9
HR		18	3	43	-6	18	2	14	3	7	61	-3	32	5
IT		11	-3	41	1	35	4	9	-1	4	52	-2	44	3
CY		16	-6	36	-4	16	-1	26	10	6	52	-10	42	9
LV		16	0	47	1	16	-7	13	4	8	63	1	29	-3
LT		15	-1	47	-5	13	1	19	5	6	62	-6	32	6
LU		12	-2	37	-4	29	7	16	1	6	49	-6	45	8
HU		13	5	44	-8	22	1	16	2	5	57	-3	38	3
MT		13	2	40	0	17	-4	16	-1	14	53	2	33	-5
NL		29	5	39	-3	16	-1	12	0	4	68	2	28	-1
AT		20	-2	49	3	17	-1	12	1	2	69	1	29	0
PL		15	1	49	5	21	-4	7	-3	8	64	6	28	-7
PT		21	2	41	-12	13	4	18	3	7	62	-10	31	7
RO		18	2	41	0	18	0	18	-1	5	59	2	36	-1
SI		11	-1	52	-3	14	2	17	1	6	63	-4	31	3
SK		13	-1	46	1	13	-4	18	2	10	59	0	31	-2
FI		19	2	44	0	20	-2	12	1	5	63	2	32	-1
SE		20	-2	37	6	19	2	18	-6	6	57	4	37	-4
UK		26	6	37	4	16	-6	16	-3	5	63	10	32	-9

Q2b.3 Could you tell me to what extent each of the following reasons explains your rating of the independence of the justice system in (OUR COUNTRY):






























The status and position of judges sufficiently guarantee their independence (%)

(IF 'VERY GOOD' OR 'FAIRLY GOOD' IN Q1)

	Very much		Somewhat		Not really		Not at all		Don't know	Total 'Explains'		Total 'Doesn't explain'	
	FL447	Diff. FL447 - FL435	FL447	Diff. FL447 - FL435	FL447	Diff. FL447 - FL435	FL447	Diff. FL447 - FL435		FL447	Diff. FL447 - FL435	FL447	Diff. FL447 - FL435
EU28 	32	2	46	2	12	-2	5	-1	5	78	4	17	-3
BE 	20	-5	54	4	15	2	5	-1	6	74	-1	20	1
BG 	12	2	48	0	25	3	6	-6	9	60	2	31	-3
CZ 	29	2	44	0	15	-3	5	2	7	73	2	20	-1
DK 	41	3	42	-5	7	1	2	-1	8	83	-2	9	0
DE 	46	3	41	3	5	-3	3	0	5	87	6	8	-3
EE 	30	-2	38	-5	9	0	16	9	7	68	-7	25	9
IE 	41	6	37	-7	13	0	5	1	4	78	-1	18	1
EL 	15	0	56	0	17	-3	6	1	6	71	0	23	-2
ES 	30	-3	40	2	17	4	11	-1	2	70	-1	28	3
FR 	21	-3	58	6	15	0	4	-1	2	79	3	19	-1
HR 	19	6	45	-10	18	0	10	3	8	64	-4	28	3
IT 	18	-3	60	5	15	-3	2	-2	5	78	2	17	-5
CY 	26	-6	49	1	9	-2	4	-1	12	75	-5	13	-3
LV 	24	-4	42	-2	16	0	10	3	8	66	-6	26	3
LT 	19	4	47	-3	15	1	12	1	7	66	1	27	2
LU 	36	9	48	-5	6	-2	2	-2	8	84	4	8	-4
HU 	27	-2	48	5	13	-5	4	2	8	75	3	17	-3
MT 	31	1	34	0	18	-1	4	-2	13	65	1	22	-3
NL 	38	4	43	-5	9	-1	5	1	5	81	-1	14	0
AT 	48	4	36	0	8	-3	5	0	3	84	4	13	-3
PL 	28	4	48	1	15	-6	4	3	5	76	5	19	-3
PT 	14	-3	40	-2	14	3	23	-2	9	54	-5	37	1
RO 	29	2	41	-6	17	4	7	0	6	70	-4	24	4
SI 	24	3	51	-3	8	-5	9	2	8	75	0	17	-3
SK 	16	-4	52	4	16	0	5	-1	11	68	0	21	-1
FI 	32	1	50	-2	10	0	4	0	4	82	-1	14	0
SE 	34	0	46	1	9	1	4	0	7	80	1	13	1
UK 	34	10	41	2	14	-5	5	-5	6	75	12	19	-10

Q2bT.1 Could you tell me to what extent each of the following reasons explains your rating of the independence of the justice system in (OUR COUNTRY):

No interference or pressure from government and politicians (%)

		Very much		Somewhat		Not really		Not at all		Don't know/ No answer	Total 'Explains'		Total 'Doesn't explain'	
		FL447	Diff. FL447 - FL435	FL447	Diff. FL447 - FL435	FL447	Diff. FL447 - FL435	FL447	Diff. FL447 - FL435		FL447	Diff. FL447 - FL435	FL447	Diff. FL447 - FL435
EU28		12	2	23	1	11	0	7	0	47	35	3	18	0
BE		8	-1	25	-2	13	-2	9	1	45	33	-3	22	-1
BG		5	2	9	0	5	0	4	0	77	14	2	9	0
CZ		9	2	24	0	8	0	6	1	53	33	2	14	1
DK		23	3	39	-3	13	0	6	-3	19	62	0	19	-3
DE		19	6	34	-1	12	3	10	2	25	53	5	22	5
EE		9	-2	16	-8	7	-5	11	2	57	25	-10	18	-3
IE		18	0	31	-2	13	0	9	0	29	49	-2	22	0
EL		7	0	19	1	15	3	8	0	51	26	1	23	3
ES		7	-1	11	0	6	1	6	1	70	18	-1	12	2
FR		7	-1	20	2	16	-2	8	0	49	27	1	24	-2
HR		7	0	12	1	5	1	5	1	71	19	1	10	2
IT		5	1	11	0	10	3	4	2	70	16	1	14	5
CY		7	-5	23	0	9	1	16	6	45	30	-5	25	7
LV		10	1	21	2	8	1	7	2	54	31	3	15	3
LT		10	2	27	2	7	0	7	1	49	37	4	14	1
LU		9	-2	25	-6	21	7	13	1	32	34	-8	34	8
HU		8	3	20	-1	11	-1	7	-1	54	28	2	18	-2
MT		9	0	17	0	8	0	11	6	55	26	0	19	6
NL		22	3	34	3	10	-4	6	0	28	56	6	16	-4
AT		19	2	33	-2	16	3	9	0	23	52	0	25	3
PL		12	1	20	2	12	2	3	-1	53	32	3	15	1
PT		9	0	17	2	6	4	8	4	60	26	2	14	8
RO		9	-1	18	-2	8	-1	12	3	53	27	-3	20	2
SI		5	-1	18	5	5	-1	6	2	66	23	4	11	1
SK		6	2	9	1	3	0	4	0	78	15	3	7	0
FI		14	-1	35	-4	19	5	10	1	22	49	-5	29	6
SE		16	-1	29	3	11	-2	12	-4	32	45	2	23	-6
UK		15	0	29	2	14	0	9	-2	33	44	2	23	-2






























Q2bT.2 Could you tell me to what extent each of the following reasons explains your rating of the independence of the justice system in (OUR COUNTRY):

No interference or pressure from economic or other specific interests (%)

		Very much		Somewhat		Not really		Not at all		Don't know/ No answer	Total 'Explains'		Total 'Doesn't explain'	
		FL447	Diff. FL447 - FL435	FL447	Diff. FL447 - FL435	FL447	Diff. FL447 - FL435	FL447	Diff. FL447 - FL435		FL447	Diff. FL447 - FL435	FL447	Diff. FL447 - FL435
EU28		11	2	24	2	11	0	7	0	47	35	4	18	0
BE		7	-1	29	0	13	1	7	-2	44	36	-1	20	-1
BG		4	2	11	2	5	0	4	0	76	15	4	9	0
CZ		6	0	24	1	10	0	6	1	54	30	1	16	1
DK		29	3	31	0	10	-3	8	-4	22	60	3	18	-7
DE		18	3	38	4	10	1	10	3	24	56	7	20	4
EE		7	-1	15	-11	8	-3	12	4	58	22	-12	20	1
IE		23	3	26	-3	12	-3	10	2	29	49	0	22	-1
EL		6	1	22	2	13	1	7	1	52	28	3	20	2
ES		4	-1	15	3	6	0	5	0	70	19	2	11	0
FR		10	1	23	3	13	-4	5	-1	49	33	4	18	-5
HR		6	2	13	-1	6	1	4	1	71	19	1	10	2
IT		3	-1	13	3	11	3	3	1	70	16	2	14	4
CY		10	-3	22	0	9	-1	15	6	44	32	-3	24	5
LV		8	1	23	4	8	-2	6	2	55	31	5	14	0
LT		8	0	25	0	7	1	9	2	51	33	0	16	3
LU		8	-2	27	-3	21	5	12	1	32	35	-5	33	6
HU		6	2	21	-4	11	1	8	1	54	27	-2	19	2
MT		7	2	20	3	8	-1	8	1	57	27	5	16	0
NL		22	4	29	-1	13	0	9	1	27	51	3	22	1
AT		16	-1	38	3	14	0	9	0	23	54	2	23	0
PL		7	0	24	4	11	0	4	0	54	31	4	15	0
PT		9	3	17	0	6	3	7	2	61	26	3	13	5
RO		9	1	20	-1	9	0	9	-1	53	29	0	18	-1
SI		4	0	18	2	5	2	6	1	67	22	2	11	3
SK		3	0	11	2	3	-1	4	1	79	14	2	7	0
FI		15	1	36	0	16	-1	10	1	23	51	1	26	0
SE		14	-3	27	3	14	1	13	-5	32	41	0	27	-4
UK		18	4	26	3	12	-4	12	-1	32	44	7	24	-5

Q2bT.3 Could you tell me to what extent each of the following reasons explains your rating of the independence of the justice system in (OUR COUNTRY):

The status and position of judges sufficiently guarantee their independence (%)

		Very much		Somewhat		Not really		Not at all		Don't know/ No answer	Total 'Explains'		Total 'Doesn't explain'	
		FL447	Diff. FL447 - FL435	FL447	Diff. FL447 - FL435	FL447	Diff. FL447 - FL435	FL447	Diff. FL447 - FL435		FL447	Diff. FL447 - FL435	FL447	Diff. FL447 - FL435
EU28		18	2	26	3	6	-1	3	0	47	44	5	9	-1
BE		12	-4	31	0	9	1	3	0	45	43	-4	12	1
BG		3	1	13	2	6	1	2	-1	76	16	3	8	0
CZ		15	2	22	1	7	-1	2	1	54	37	3	9	0
DK		35	2	36	-5	6	0	2	-1	21	71	-3	8	-1
DE		36	6	32	5	4	-1	3	1	25	68	11	7	0
EE		14	-6	18	-8	4	-2	8	4	56	32	-14	12	2
IE		31	4	27	-6	9	0	4	1	29	58	-2	13	1
EL		8	1	29	3	9	0	3	0	51	37	4	12	0
ES		9	-1	12	1	5	1	4	0	70	21	0	9	1
FR		11	-2	31	3	8	0	2	-1	48	42	1	10	-1
HR		6	2	14	-1	6	1	3	1	71	20	1	9	2
IT		5	0	19	5	5	0	1	0	70	24	5	6	0
CY		16	-2	29	2	5	-1	3	0	47	45	0	8	-1
LV		12	0	20	2	8	1	5	2	55	32	2	13	3
LT		10	3	24	-1	8	1	6	1	52	34	2	14	2
LU		26	7	34	-5	5	-1	2	-1	33	60	2	7	-2
HU		14	0	23	2	6	-3	2	1	55	37	2	8	-2
MT		15	2	17	2	9	1	2	-1	57	32	4	11	0
NL		29	4	32	-2	7	0	4	1	28	61	2	11	1
AT		37	3	28	0	7	-1	4	0	24	65	3	11	-1
PL		14	3	24	3	7	-2	2	1	53	38	6	9	-1
PT		6	1	17	4	6	2	9	1	62	23	5	15	3
RO		14	0	21	-3	9	3	3	0	53	35	-3	12	3
SI		8	2	18	2	3	-1	3	1	68	26	4	6	0
SK		4	0	12	2	4	0	1	0	79	16	2	5	0
FI		26	1	40	-2	8	0	3	0	23	66	-1	11	0
SE		25	-2	33	-1	7	1	2	-1	33	58	-3	9	0
UK		24	7	30	3	10	-3	3	-4	33	54	10	13	-7